

Penalty Charge Notices (PCN)

CPE will not result in the introduction of car parking charges, however fines known as Penalty Charge Notices will apply where motorists ignore parking restrictions. The Secretary of State has set two levels of penalty charges that Local Authorities must apply when issuing PCNs. The higher level charge will be issued when a more serious contravention has occurred such as parking on double yellow lines or parking within a disabled bay without displaying a valid Blue Badge. The lower level charge will be issued when a contravention is deemed less serious, such as overstaying the permitted amount of time in a time limited parking bay. Fines are currently issued by West Mercia Police for vehicles that do not comply with the parking restrictions.

Penalty Charges

Higher Charge	Lower Charge
£70	£50

If you pay within 14 days of the date of issue you will only have to pay half the charge. After 14 days the full amount is due.

Parking Restriction Review

As part of the process to introduce CPE, the Council is undertaking a review of its existing parking restrictions. This will allow us to make the relevant changes to ensure all restrictions on our roads are suitable for current traffic conditions. Any changes that are made to the current restrictions will be consulted on with the public to ensure all the proposals meet our customer's needs.

What are the key differences and benefits?

The key differences with CPE will be:

- The majority of parking contraventions will no longer be a criminal offence, including parking on double yellow lines (No Waiting at any Time) and excess stays in time limited parking bays.
- Income received from parking tickets will be used to cover the cost of enforcement. Any surplus income will be reinvested into the local community to improve local transport which includes improved parking, public transport and cycle facilities.
- A different type of parking ticket will be issued when a restriction is contravened. This is called a Penalty Charge Notice.
- Telford and Wrekin Council will have more control over the reduction of illegal and inconsiderate parking which will improve the safety and free flow of traffic, pedestrians, cyclists, emergency services and other road users.
- The Council will have the ability to tailor patrols to ensure areas where parking contraventions are becoming a problem can be addressed so that these issues do not escalate.
- Taking over the enforcement powers will not result in the introduction of any additional parking charges but fines will be issued to those motorists who contravene the on-street parking restrictions.

Civil Parking Enforcement

What is Civil Parking Enforcement?

Telford & Wrekin Council is looking into the feasibility of applying for Civil Parking Enforcement (CPE) powers from the Department for Transport to enable the Council to tackle illegal parking on double yellow lines and other on-street locations where restrictions on parking apply for reasons of safety or to maintain free-flowing traffic. Historically this enforcement activity has been undertaken by West Mercia Police, however the majority of Councils across the country, and all other West Midland Councils, now have these powers.

Parking contraventions will be enforced by Neighbourhood Enforcement Officers (NEO's) employed by the Council rather than traffic wardens employed by the police; this will allow your local Police force to focus on other community policing priorities. It will also enable Telford and Wrekin Council to reduce congestion, improve air quality and road safety.



Types of Restrictions

There are a variety of different on-street parking restrictions that you are likely to see and a few of the more common ones are detailed below.

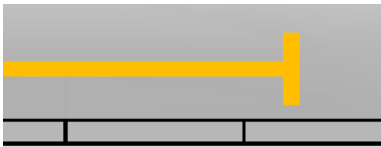
Prohibition of Waiting



Double yellow lines are used when waiting is prohibited 24 hours a day

seven days a week for at least four consecutive months. This restriction will only have a sign accompanying the lines if the restriction is not in force 12 months of the year. This restriction applied from the centreline of the carriageway to the highway boundary, this means that a vehicle parked on a footway or verge behind double yellow lines would still be contravening the restriction.

Restricted Waiting

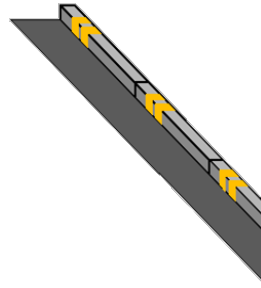


Single yellow lines are used when waiting is prohibited for less than a full 24 hour period. This restriction will always have a sign that



accompanies the lines which will indicate the time period when waiting is prohibited.

Prohibition of Loading



Where loading is prohibited 24 hours a day, 7 days a week, two yellow kerb markings will be used along with a sign indicating 'No loading at any time'. These markings are used in conjunction with Prohibited Waiting lines or Restricted Waiting lines.

Restricted Loading



Where loading is prohibited for a period of less than 24 hours a day, a single yellow kerb marking will be used along with a sign that indicates

the time period that loading is prohibited. These markings are used in conjunction with Prohibited Waiting lines or Restricted Waiting lines.

Loading and Unloading



Where an area is designated as a loading bay it will be marked with

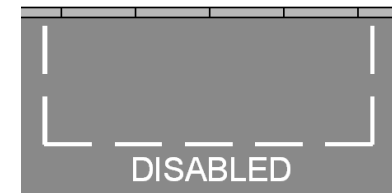
white markings with the text 'LOADING ONLY'. These bays will also have a sign accompanying them which will detail the restriction which may include a time limit.

Limited Waiting

Where an area is designated as limited waiting it will be marked with white markings and will have a sign erected adjacent to the markings indicating the restrictions, including the hours of operation and the days that the restriction is in force. Blue Badge holders can park in these bays at all times for as long as they need.

Disabled Bay

Where an area is designated for disabled parking it will be marked with white markings and the text 'DISABLED'. This bay is for the use of blue badge holders and this must be displayed in the vehicle at all times. Blue badge holders may also park on double or single yellow lines for a period not exceeding three hours. Blue Badge holders are not allowed to park when loading restrictions are in force or where it would cause an obstruction, such as parking adjacent to a dropped crossing.



For further information visit:

www.telford.gov.uk/parking