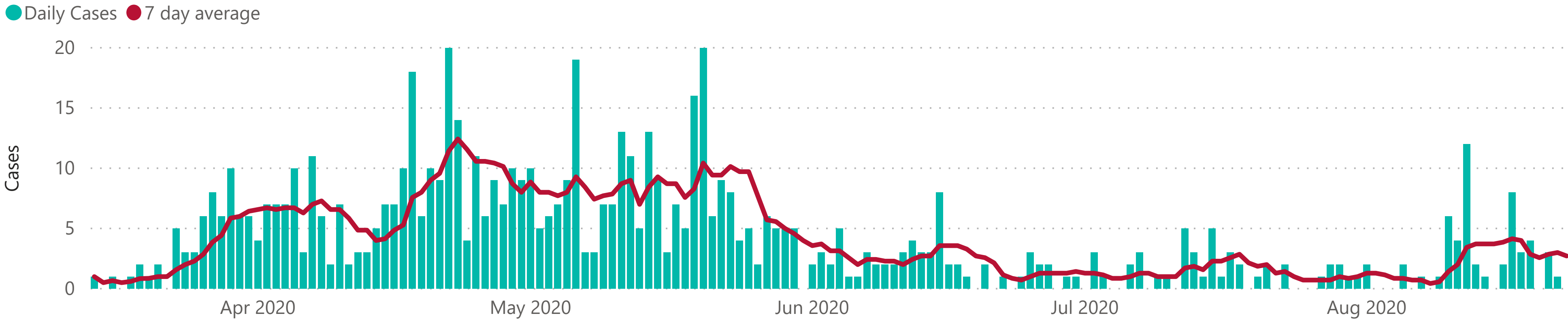


COVID-19 cases week ending 23 August

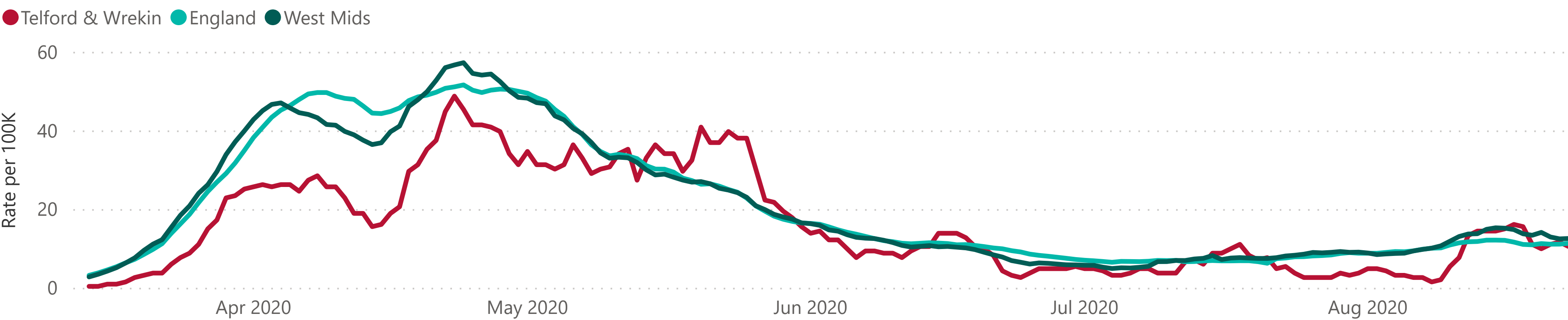


Telford and Wrekin Lab confirmed COVID-19 cases



Positive cases as at 23 August
685
 Total cases since 14 March
19
 Cases in last 7 days
2.7
 Daily average in last 7 days

COVID-19 cases - 7 day rate per 100K population



7 day rate as at 23 August
10.7
 Telford & Wrekin
12.7
 West Mids
11.5
 England

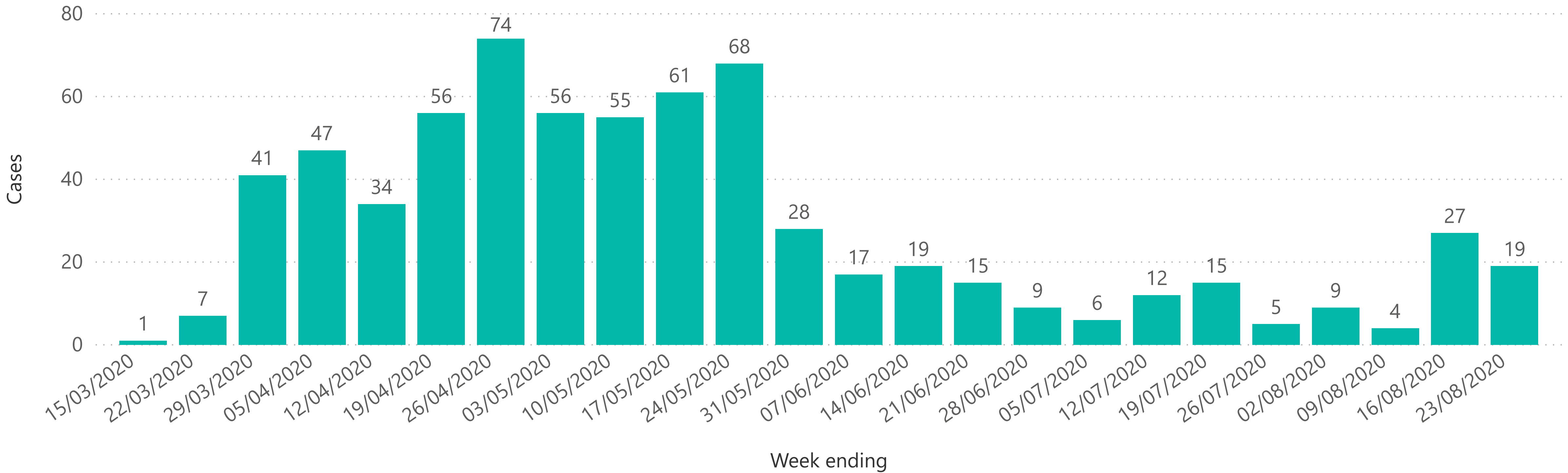
Source:
[PHE: Coronavirus \(COVID-19\) in the UK](https://phe.org.uk/covid-19)

Disclaimer:
 Telford & Wrekin Council, while believing the information in this publication to be correct, does not guarantee its accuracy nor does the Council accept any liability for any direct or indirect loss or damage or other consequences, however arising, from the use of such information supplied. For our full Terms and Disclaimer, please see <http://www.telford.gov.uk/terms>

COVID-19 total weekly cases



Telford and Wrekin total weekly Lab confirmed COVID-19 cases



Source:
[PHE: Coronavirus \(COVID-19\) in the UK](https://phe.gov.uk/covid-19)

Disclaimer:
Telford & Wrekin Council, while believing the information in this publication to be correct, does not guarantee its accuracy nor does the Council accept any liability for any direct or indirect loss or damage or other consequences, however arising, from the use of such information supplied. For our full Terms and Disclaimer, please see <http://www.telford.gov.uk/terms>