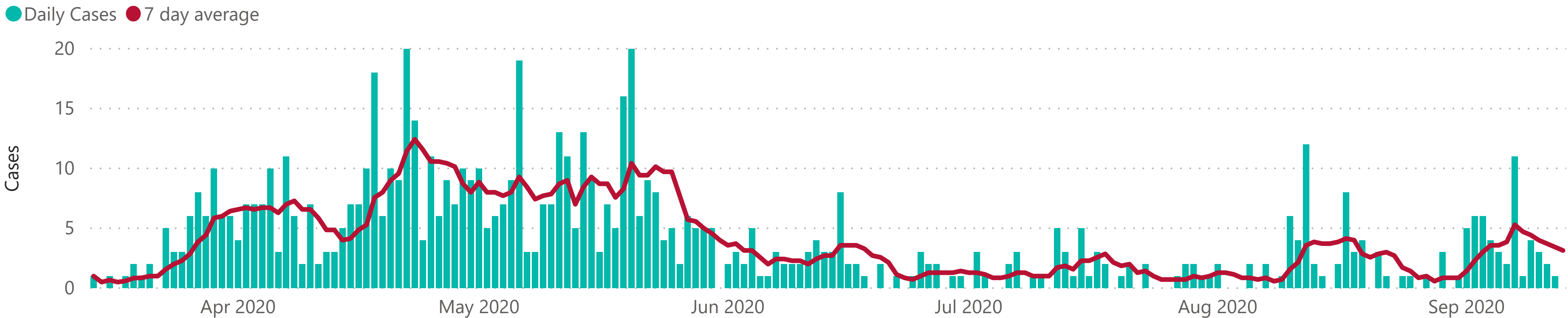


COVID-19 cases week ending 13 September



Telford and Wrekin Lab confirmed COVID-19 cases



Positive cases as at 13 September

741

Total cases since 14 March

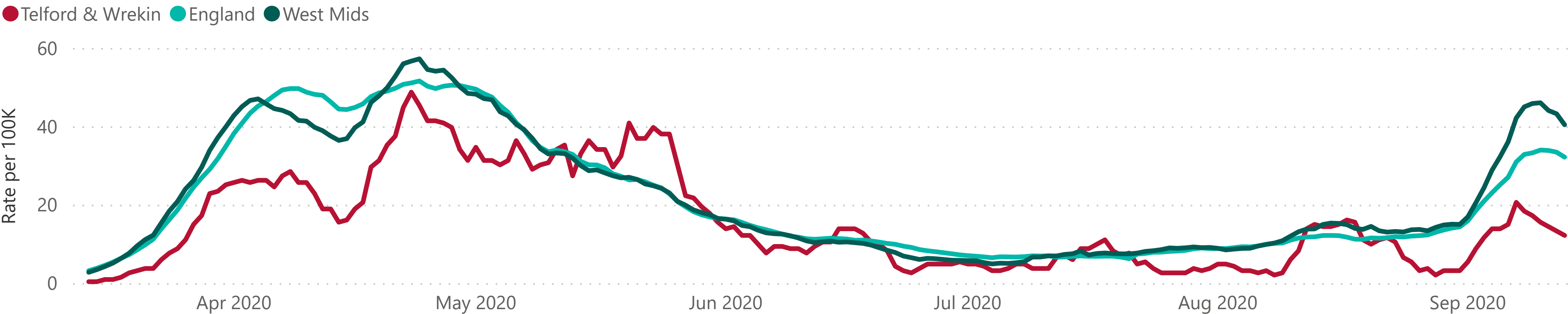
22

Cases in last 7 days

3.1

Daily average in last 7 days

COVID-19 cases - 7 day rate per 100K population



7 day rate as at 13 September

12.4

Telford & Wrekin

40.6

West Mids

32.3

England

Source:
[PHE: Coronavirus \(COVID-19\) in the UK](#)

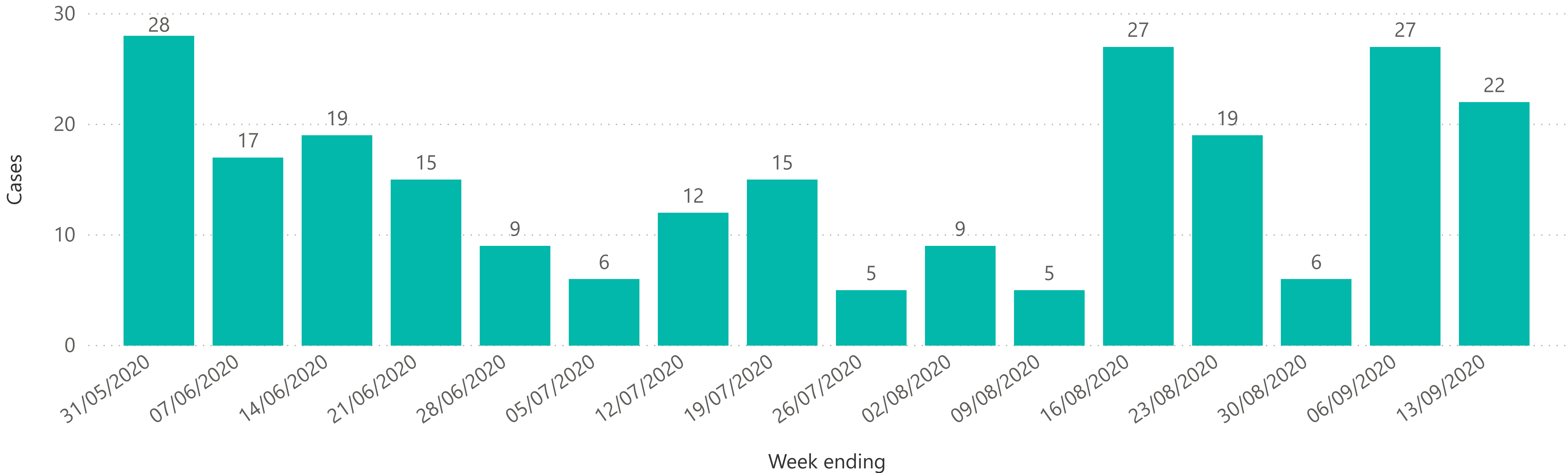
Data correct as at 17 September

Telford and Wrekin COVID-19 Dashboard
Produced by Research & Intelligence Research.Intelligence@telford.gov.uk

Disclaimer:
Telford & Wrekin Council, while believing the information in this publication to be correct, does not guarantee its accuracy nor does the Council accept any liability for any direct or indirect loss or damage or other consequences, however arising, from the use of such information supplied. For our full Terms and Disclaimer, please see <http://www.telford.gov.uk/terms>

COVID-19 total weekly cases

Telford and Wrekin total weekly Lab confirmed COVID-19 cases



About this data:
This chart shows the number of positive cases from the end of May 2020 following the introduction of more widespread testing. Prior to this date most testing was carried out in Hospital and Care Home settings.

[Disclaimer](#)

Source:
[PHE: Coronavirus \(COVID-19\) in the UK](#) Data correct as at 17 September