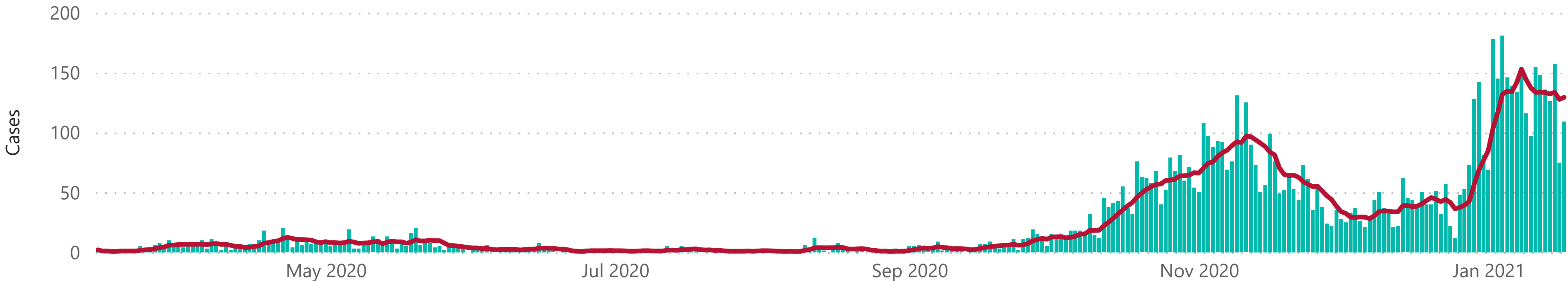


COVID-19 cases week ending 17 January



Telford and Wrekin Lab confirmed COVID-19 cases

● Daily Cases ● 7 day average



Positive cases as at 17 January

7,935

Total cases since 14 March

906

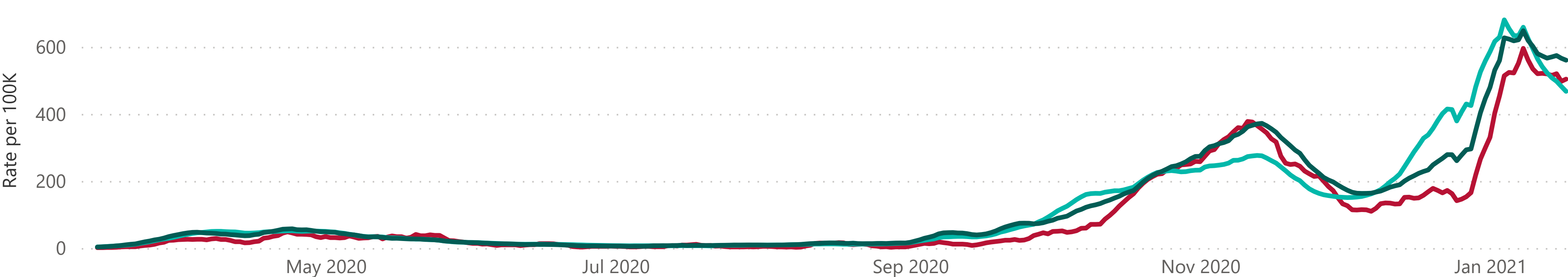
Cases in last 7 days

129.4

Daily average in last 7 days

COVID-19 cases - 7 day rate per 100K population

● Telford & Wrekin ● England ● West Mids



7 day rate as at 17 January

503.7

Telford & Wrekin

560.2

West Mids

467.3

England

Source:

[PHE: Coronavirus \(COVID-19\) in the UK](#)

Data correct as at 20 January

Telford and Wrekin COVID-19 Dashboard

Produced by Research & Intelligence Research.Intelligence@telford.gov.uk

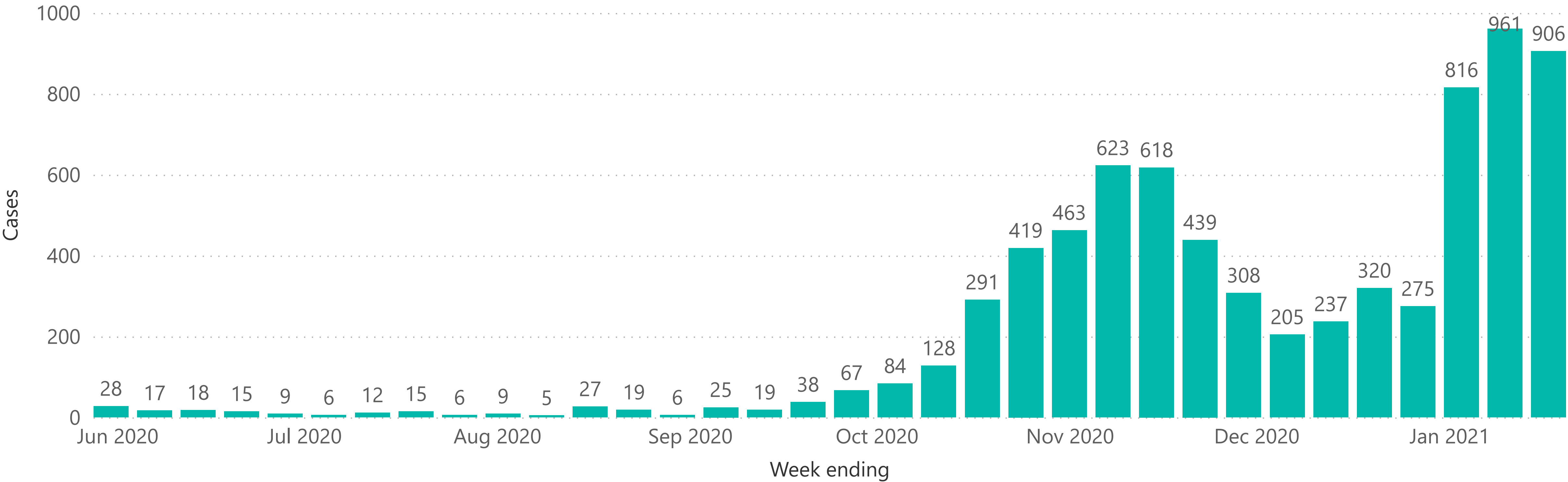
Disclaimer:

Telford & Wrekin Council, while believing the information in this publication to be correct, does not guarantee its accuracy nor does the Council accept any liability for any direct or indirect loss or damage or other consequences, however arising, from the use of such information supplied. For our full Terms and Disclaimer, please see <http://www.telford.gov.uk/terms>

COVID-19 total weekly cases



Telford and Wrekin total weekly Lab confirmed COVID-19 cases



About this data:

This chart shows the number of positive cases from the end of May 2020 following the introduction of more widespread testing. Prior to this date most testing was carried out in Hospital and Care Home settings.

[Disclaimer](#)

Source:

[PHE: Coronavirus \(COVID-19\) in the UK](#) Data correct as at 20 January