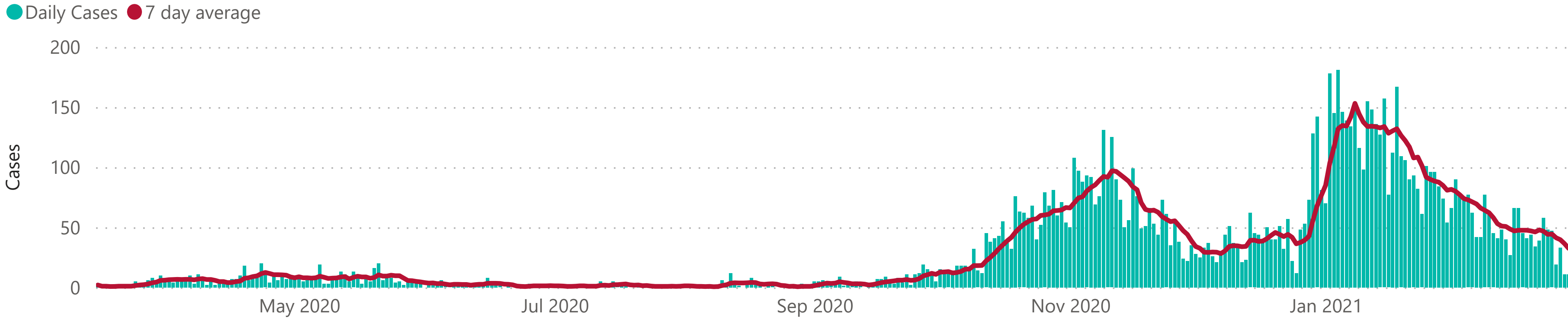


COVID-19 cases week ending 28 February

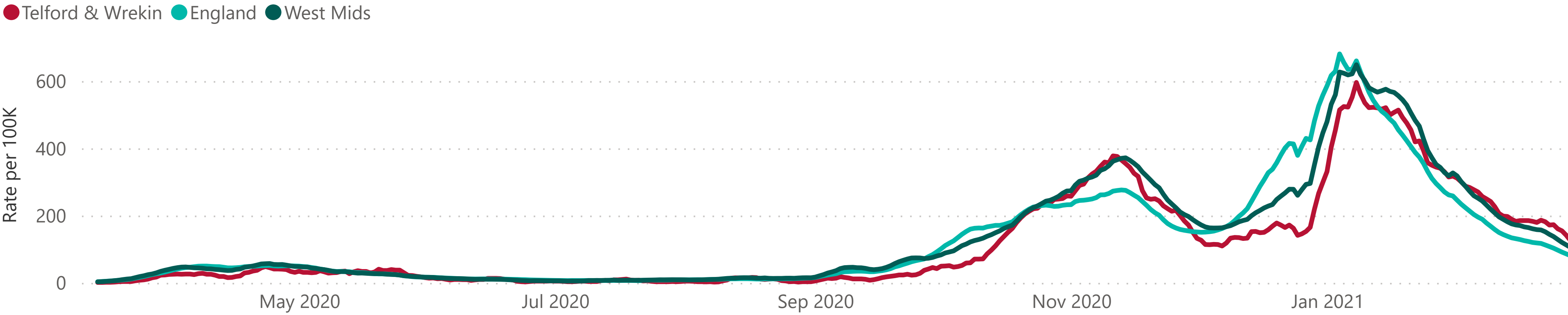


Telford and Wrekin Lab confirmed COVID-19 cases



Positive cases as at 28 February
10,590
 Total cases since 14 March
227
 Cases in last 7 days
32.4
 Daily average in last 7 days

COVID-19 cases - 7 day rate per 100K population



7 day rate as at 28 February
126.2
 Telford & Wrekin
105.5
 West Mids
80.9
 England

Source:
[PHE: Coronavirus \(COVID-19\) in the UK](https://phe.org.uk/covid-19)

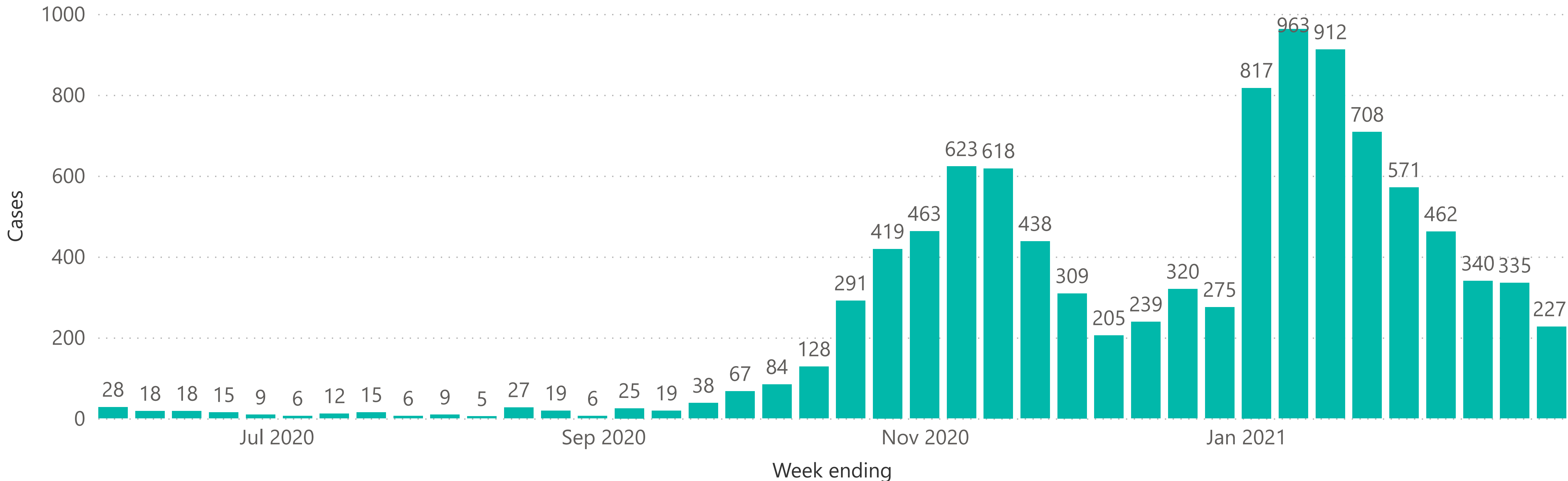
Disclaimer:
 Telford & Wrekin Council, while believing the information in this publication to be correct, does not guarantee its accuracy nor does the Council accept any liability for any direct or indirect loss or damage or other consequences, however arising, from the use of such information supplied. For our full Terms and Disclaimer, please see <http://www.telford.gov.uk/terms>

Data correct as at 3 March

COVID-19 total weekly cases



Telford and Wrekin total weekly Lab confirmed COVID-19 cases



About this data:
This chart shows the number of positive cases from the end of May 2020 following the introduction of more widespread testing. Prior to this date most testing was carried out in Hospital and Care Home settings.

[Disclaimer](#)

Source:
[PHE: Coronavirus \(COVID-19\) in the UK](#) Data correct as at 3 March