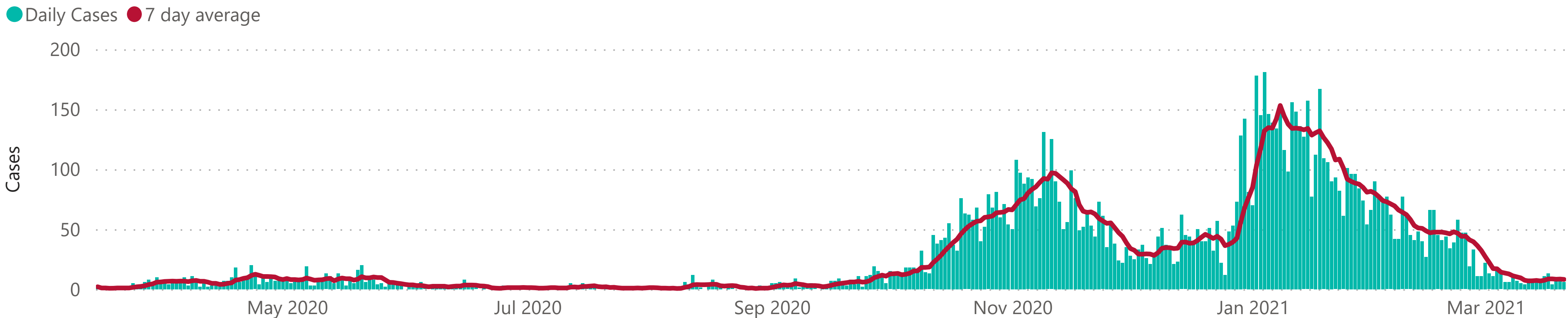


COVID-19 cases week ending 21 March

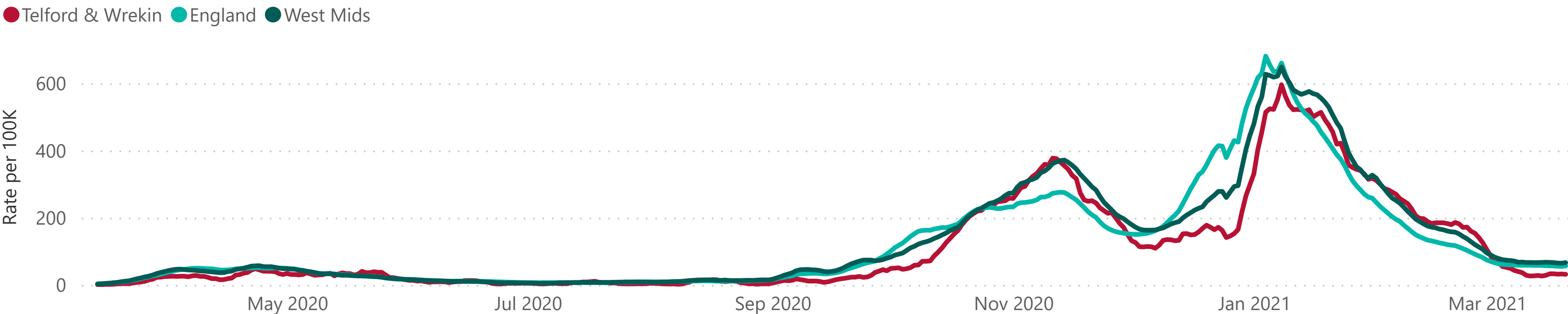


Telford and Wrekin Lab confirmed COVID-19 cases



Positive cases as at 21 March
10,787
Total cases
57
Cases in last 7 days
8.1
Daily average in last 7 days

COVID-19 cases - 7 day rate per 100K population



7 day rate as at 21 March
31.7
Telford & Wrekin
66.6
West Mids
56.9
England

Source:
[PHE: Coronavirus \(COVID-19\) in the UK](#)

Data correct as at 24 March

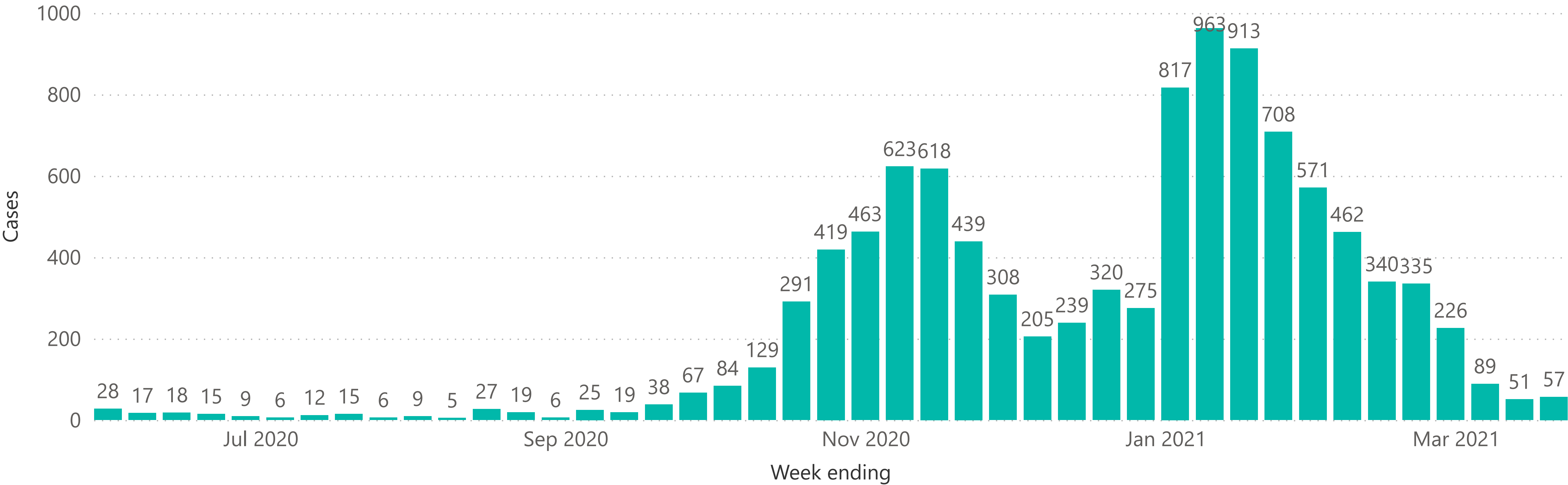
Telford and Wrekin COVID-19 Dashboard
Produced by Research & Intelligence Research.Intelligence@telford.gov.uk

Disclaimer:
Telford & Wrekin Council, while believing the information in this publication to be correct, does not guarantee its accuracy nor does the Council accept any liability for any direct or indirect loss or damage or other consequences, however arising, from the use of such information supplied. For our full Terms and Disclaimer, please see <http://www.telford.gov.uk/terms>

COVID-19 total weekly cases



Telford and Wrekin total weekly Lab confirmed COVID-19 cases



About this data:

This chart shows the number of positive cases from the end of May 2020 following the introduction of more widespread testing. Prior to this date most testing was carried out in Hospital and Care Home settings.

[Disclaimer](#)

Source:

[PHE: Coronavirus \(COVID-19\) in the UK](#) Data correct as at 24 March