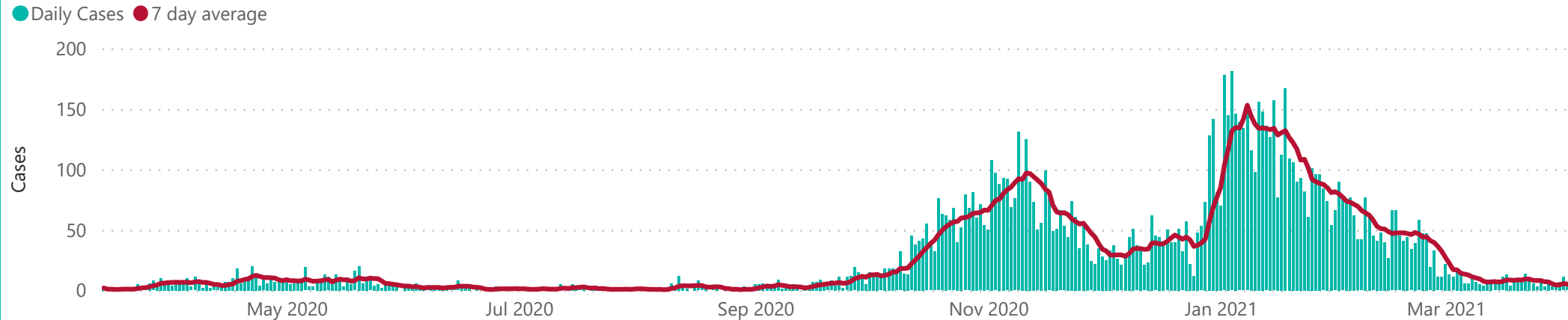


COVID-19 cases week ending 04 April



Telford and Wrekin Lab confirmed COVID-19 cases



Positive cases as at 04 April

10,873

Total cases

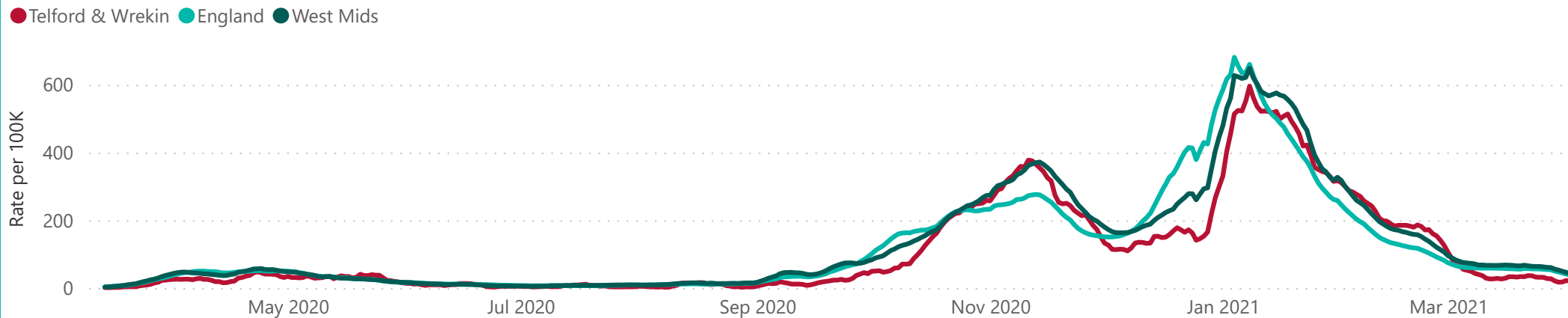
33

Cases in last 7 days

4.7

Daily average in last 7 days

COVID-19 cases - 7 day rate per 100K population



7 day rate as at 04 April

18.3

Telford & Wrekin

34.9

West Mids

32.0

England

Source:

[PHE: Coronavirus \(COVID-19\) in the UK](#)

Data correct as at 07 April

Telford and Wrekin COVID-19 Dashboard

Produced by Research & Intelligence Research.Intelligence@telford.gov.uk

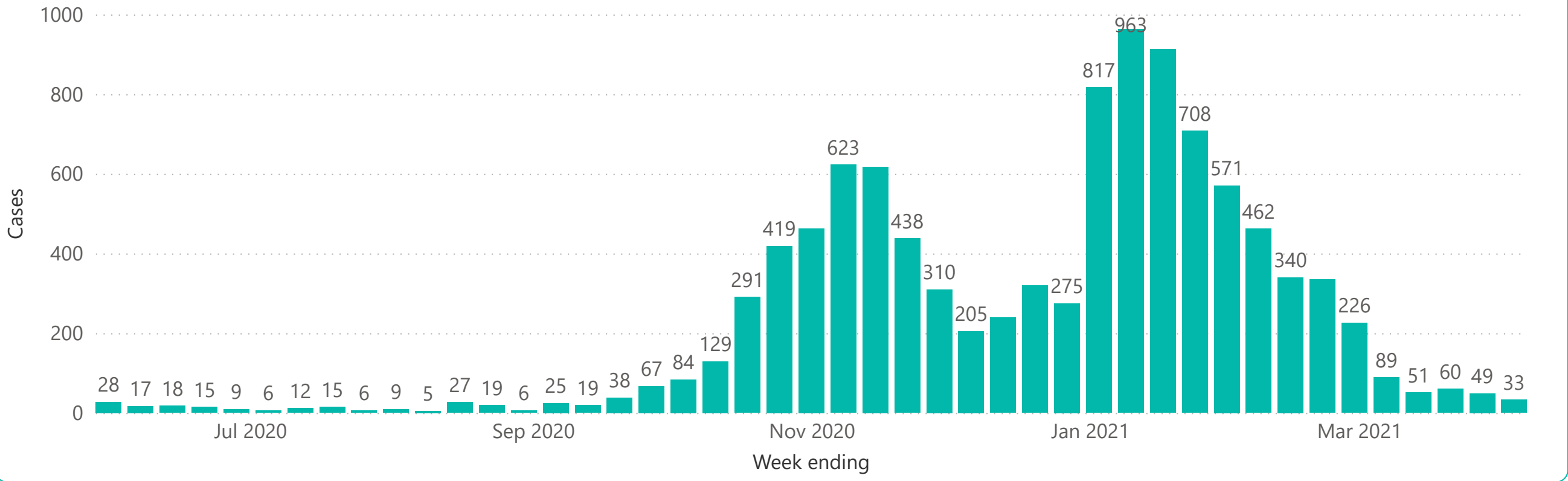
Disclaimer:

Telford & Wrekin Council, while believing the information in this publication to be correct, does not guarantee its accuracy nor does the Council accept any liability for any direct or indirect loss or damage or other consequences, however arising, from the use of such information supplied. For our full Terms and Disclaimer, please see <http://www.telford.gov.uk/terms>

COVID-19 total weekly cases



Telford and Wrekin total weekly Lab confirmed COVID-19 cases



About this data:

This chart shows the number of positive cases from the end of May 2020 following the introduction of more widespread testing. Prior to this date most testing was carried out in Hospital and Care Home settings.

[Disclaimer](#)

Source:

[PHE: Coronavirus \(COVID-19\) in the UK](#) Data correct as at 07 April