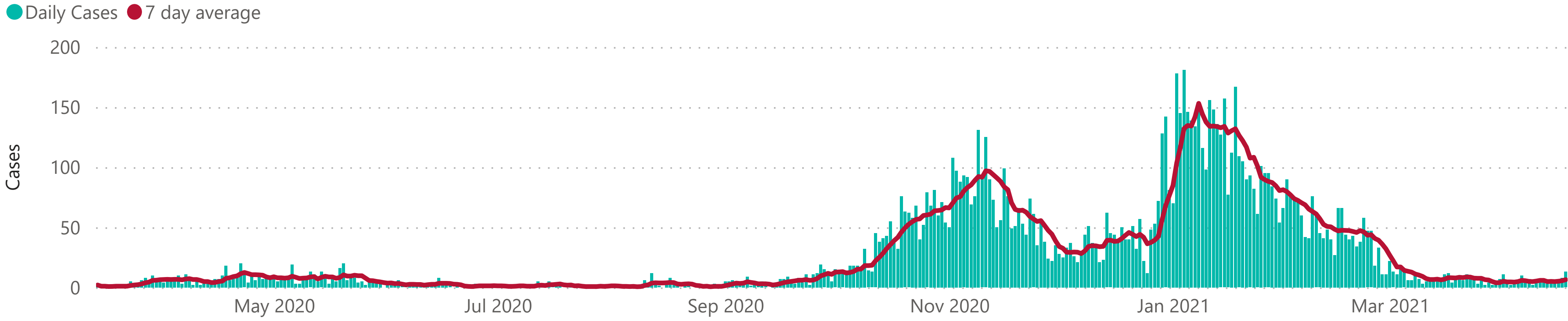


COVID-19 cases week ending 18 April

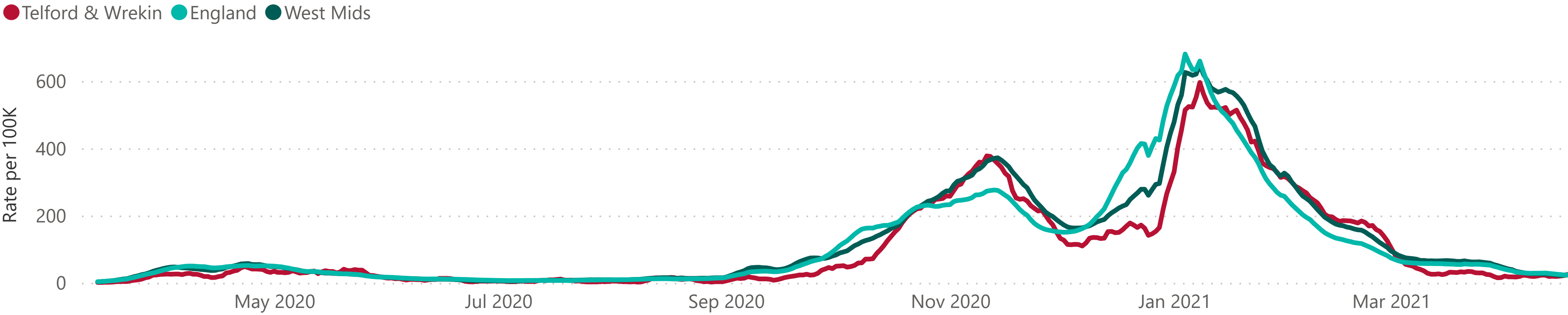


Telford and Wrekin Lab confirmed COVID-19 cases



Positive cases as at 18 April
 10,929
 Total cases
 45
 Cases in last 7 days
 6.4
 Daily average in last 7 days

COVID-19 cases - 7 day rate per 100K population



7 day rate as at 18 April
 25.0
 Telford & Wrekin
 23.2
 West Mids
 23.9
 England

Source:
[PHE: Coronavirus \(COVID-19\) in the UK](https://phe.gov.uk/covid-19)

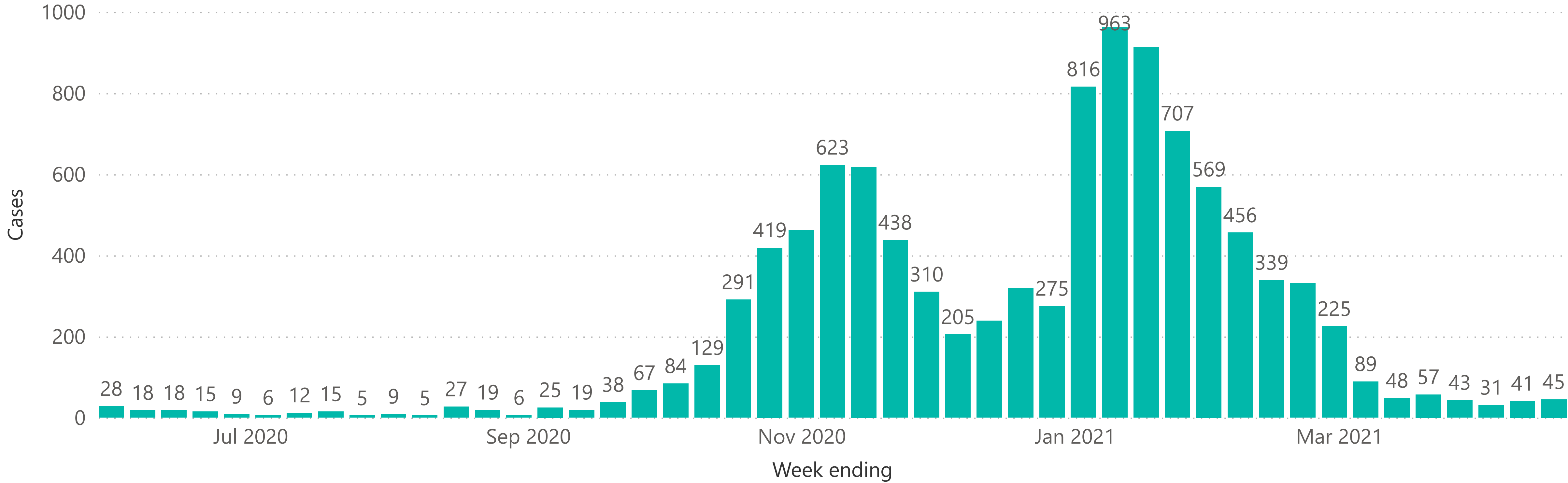
Disclaimer:
 Telford & Wrekin Council, while believing the information in this publication to be correct, does not guarantee its accuracy nor does the Council accept any liability for any direct or indirect loss or damage or other consequences, however arising, from the use of such information supplied. For our full Terms and Disclaimer, please see <http://www.telford.gov.uk/terms>

Data correct as at 21 April
 Telford and Wrekin COVID-19 Dashboard
 Produced by Research & Intelligence Research.Intelligence@telford.gov.uk

COVID-19 total weekly cases



Telford and Wrekin total weekly COVID-19 cases



About this data:
This chart shows the number of positive cases from the end of May 2020 following the introduction of more widespread testing. Prior to this date most testing was carried out in Hospital and Care Home settings.

[Disclaimer](#)

Source:
[PHE: Coronavirus \(COVID-19\) in the UK](#) Data correct as at 21 April