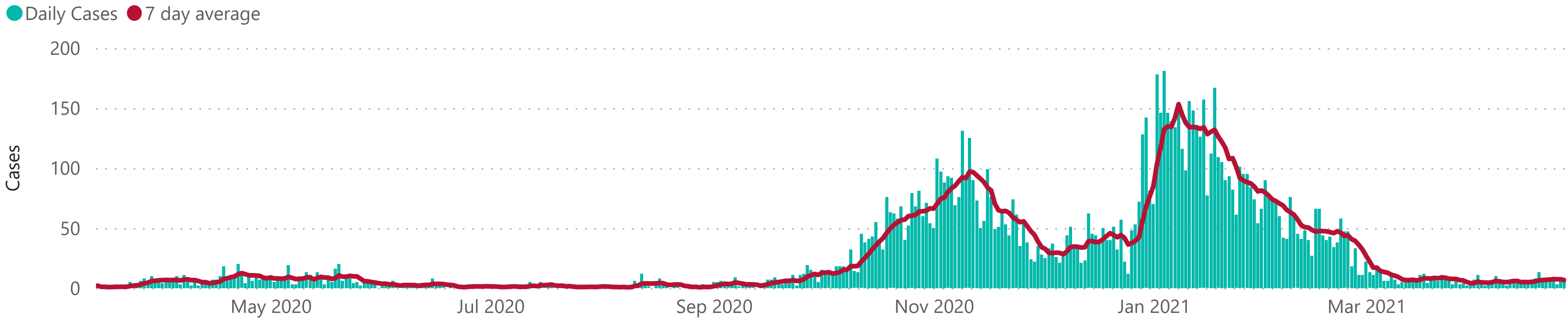


# COVID-19 cases week ending 2 May

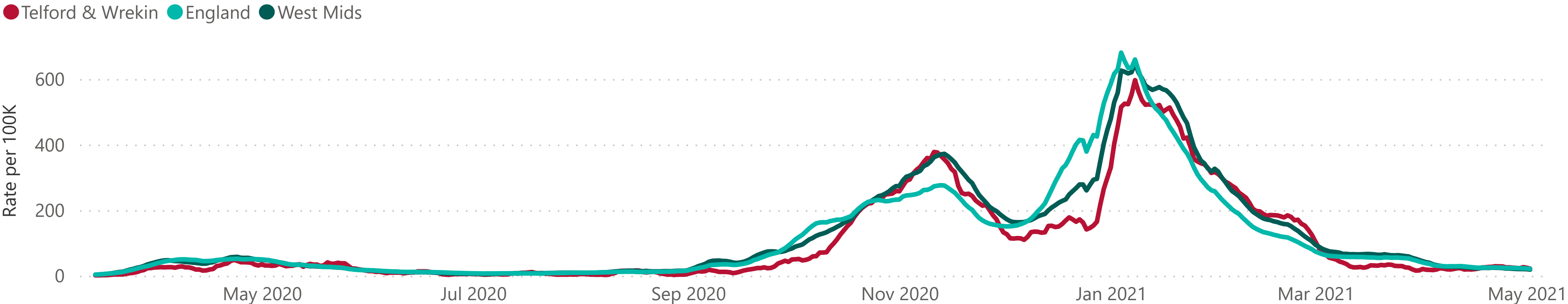


## Telford and Wrekin Lab confirmed COVID-19 cases



Positive cases as at 2 May  
**11,014**  
 Total cases  
**39**  
 Cases in last 7 days  
**5.6**  
 Daily average in last 7 days

## COVID-19 cases - 7 day rate per 100K population



7 day rate as at 2 May  
**21.7**  
 Telford & Wrekin  
**18.7**  
 West Mids  
**21.1**  
 England

Source:  
[PHE: Coronavirus \(COVID-19\) in the UK](https://phe.gov.uk/covid-19)

Disclaimer:  
 Telford & Wrekin Council, while believing the information in this publication to be correct, does not guarantee its accuracy nor does the Council accept any liability for any direct or indirect loss or damage or other consequences, however arising, from the use of such information supplied. For our full Terms and Disclaimer, please see <http://www.telford.gov.uk/terms>

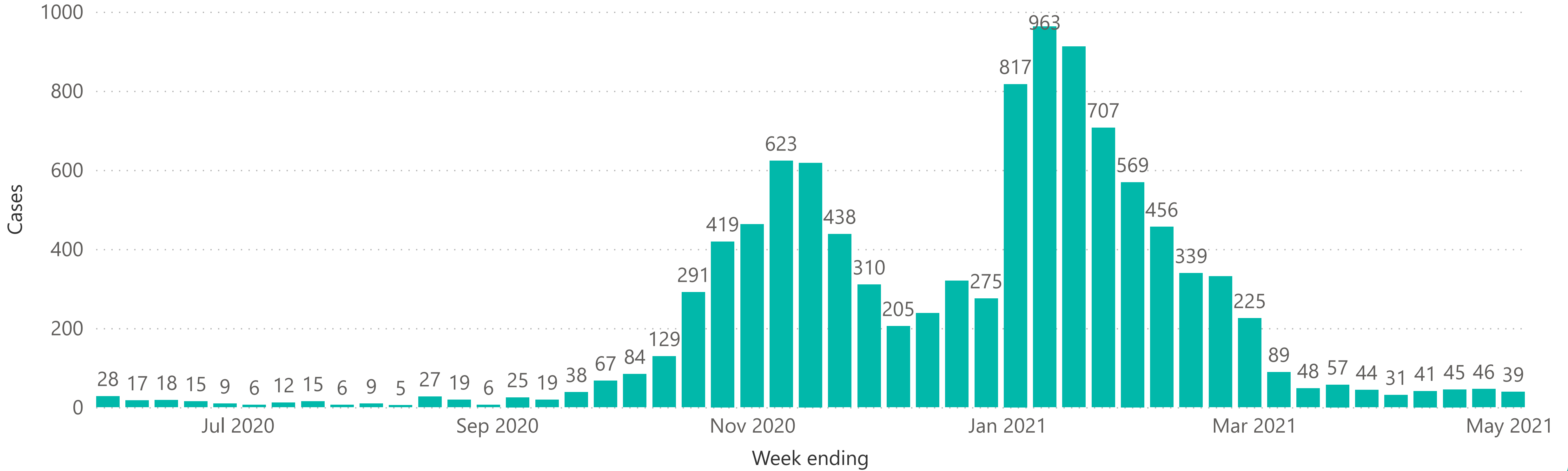
Data correct as at 5 May

Telford and Wrekin COVID-19 Dashboard  
 Produced by Research & Intelligence [Research.Intelligence@telford.gov.uk](mailto:Research.Intelligence@telford.gov.uk)

# COVID-19 total weekly cases



Telford and Wrekin total weekly COVID-19 cases



**About this data:**  
This chart shows the number of positive cases from the end of May 2020 following the introduction of more widespread testing. Prior to this date most testing was carried out in Hospital and Care Home settings.

[Disclaimer](#)

**Source:**  
[PHE: Coronavirus \(COVID-19\) in the UK](#) Data correct as at 5 May