

Title: Buddhism in Art

Starter: In pairs, discuss how these pictures might link to Buddhism. Write down your best answer for each picture.





8 fold path
4 noble truths

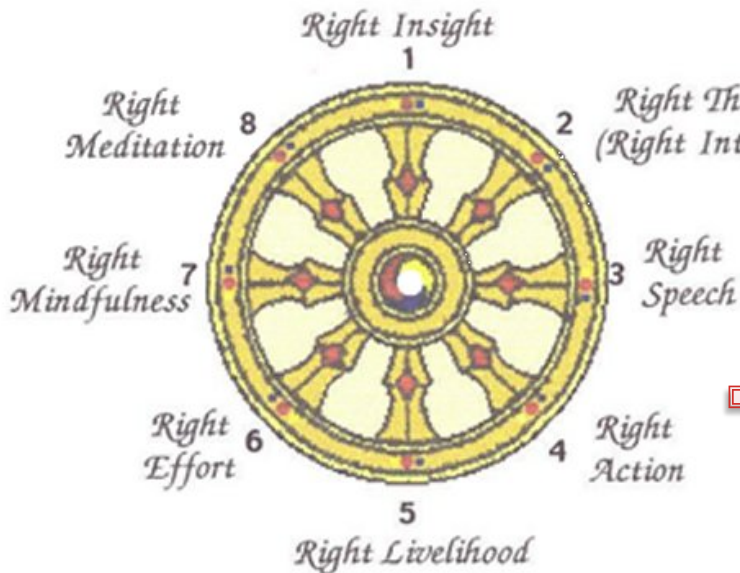
SUFFERING

Meditation

Prince

The Middle Way

Nirvana





Buddhism in Art



- ✓ Knowledge
- ✓ Comprehensi
- ✓ Application
- Evaluation



LO: To understand how the Eight fold path or suffering links to Buddhism.

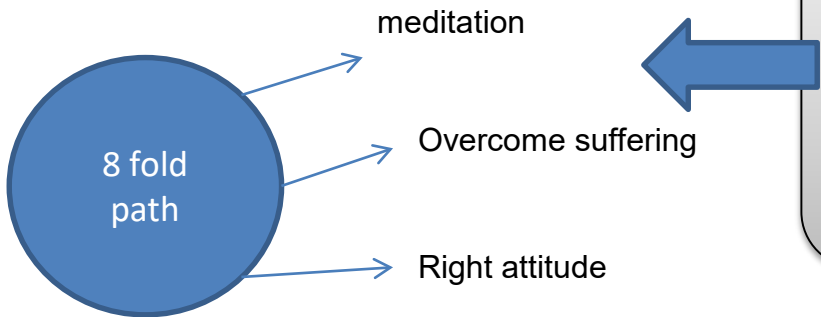
To plan and design a piece of mosaic art work using our understanding of Buddhism.



LO: To plan and design a piece of mosaic art work using my understanding of Buddhism.

THE EIGHTFOLD PATH

(PAGE 26)



SUFFERING

(PAGE 6)




Task:

1. Pick which topic you would like to explore.
2. In pairs, help each other come up with ideas/key words linked to these topics.

Model work:

Art work:



Writing:

I have chosen the 8 fold path. I chose this because I like the ideas behind the Buddha's rules. There are lots of areas I could have focused on in the 8 fold path but I chose meditation. To achieve nirvana, Buddha's have to follow the 8 fold path and to do this mediation is really important. I chose a tree because the Buddha meditated under a tree (called a Bodhi tree). I also chose a sun and sky to represent calmness that should be felt when meditating. I think my work is good because it reflects an important part of Buddhism. If I had more time, I would like to have tried to put a Buddhist prayer around the outside that is linked to right mindfulness.

What do I need to do today?

1.

PLAN

Come up with a few ideas before you sketch your final version. Plan what colours you will need.

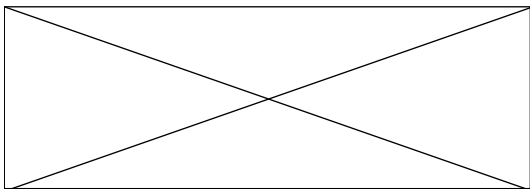
2.

DRAW

On an A5 plain piece of paper, draw an outline of your design ready to glue on next lesson.

Homework:

Bring any additional resources you would like to use. Only coloured paper, glue and scissors will be provided.



LO: To plan and design a piece of mosaic art work using my understanding of Buddhism.

Plenary:

STAND UP – find 2 people not on your table to explain your design to. Tell them what area of Buddhism you have picked and how you have chosen to represent it.



Writing:

This is a short piece of writing to explain your design. You need to include answers to the following questions:

- Which topic you have chosen and why.
- What have you included in your design and why? (refer to picture design and colours).
- What area of Buddhism does your picture focus on?
- If you had more time, how could you develop your design?



LO: To plan and design a piece of mosaic art work using my understanding of Buddhism.

My Buddhism Art work

I have chosen the topic...

Because...

My design includes...

Because...

If you had more time, I would develop my design further by...



Use this to help structure your writing on your art work. Try and use key words to show good subject knowledge.

8 fold path

4 noble truths

SUFFERING

Meditation

Prince

The Middle Way

Nirvana