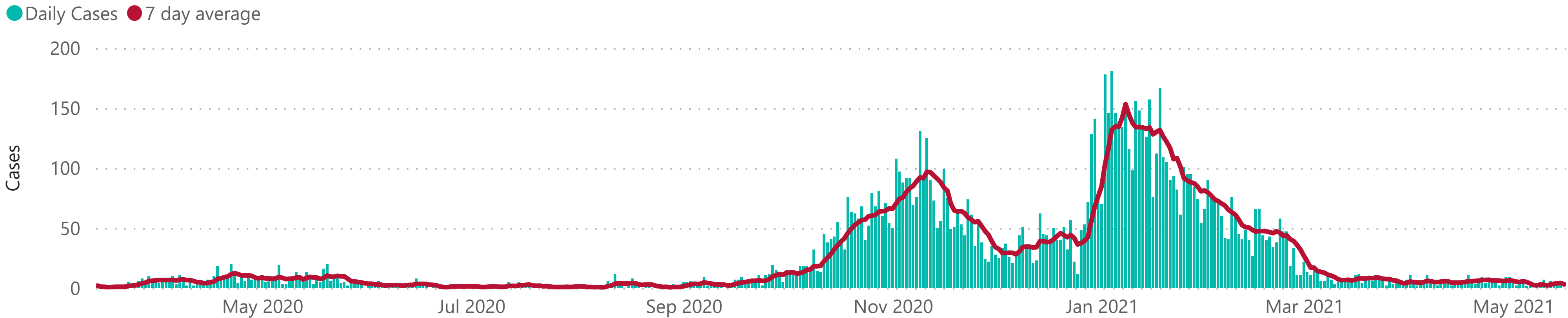


# COVID-19 cases week ending 16 May



## Telford and Wrekin Lab confirmed COVID-19 cases



Positive cases as at 16 May

11,041

Total cases

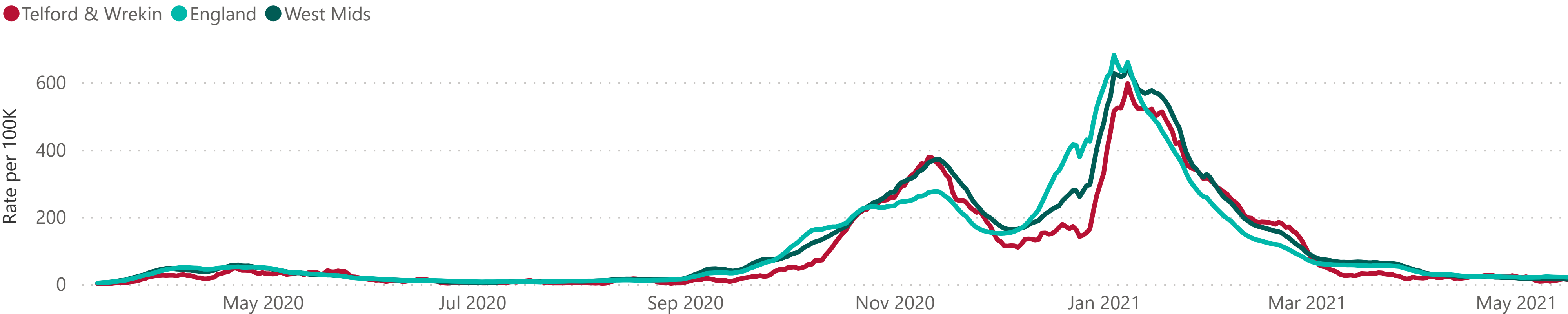
25

Cases in last 7 days

3.0

Daily average in last 7 days

## COVID-19 cases - 7 day rate per 100K population



7 day rate as at 16 May

13.9

Telford & Wrekin

14.4

West Mids

20.5

England

Source:

[PHE: Coronavirus \(COVID-19\) in the UK](#)

Data correct as at 19 May

Telford and Wrekin COVID-19 Dashboard

Produced by Research & Intelligence [Research.Intelligence@telford.gov.uk](mailto:Research.Intelligence@telford.gov.uk)

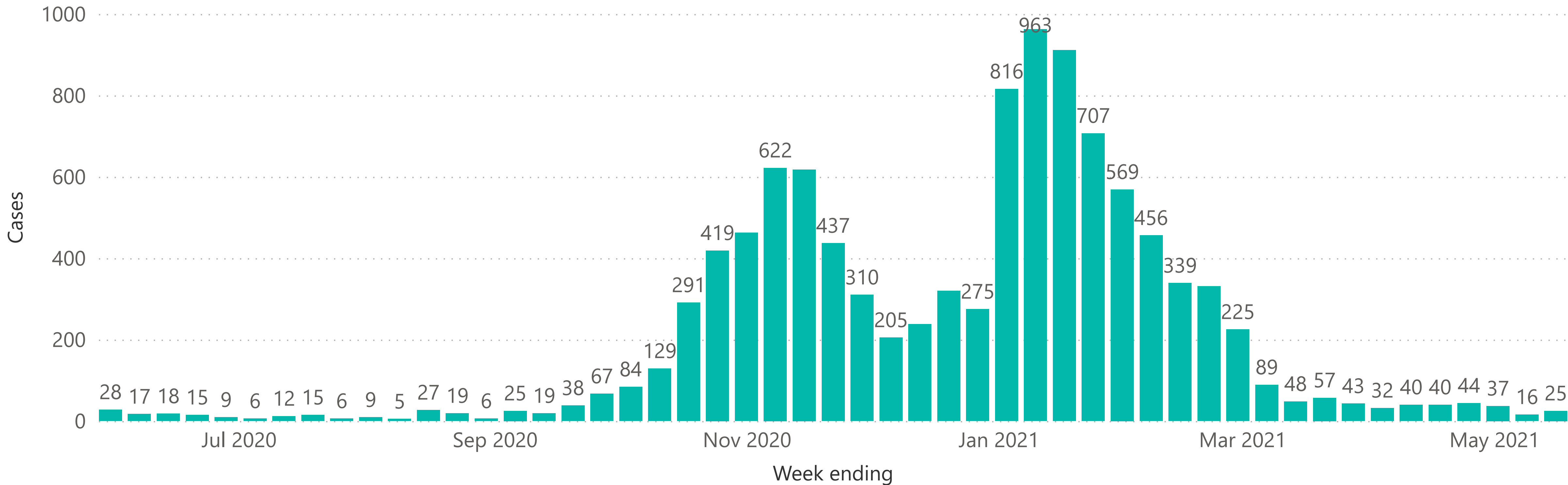
Disclaimer:

Telford & Wrekin Council, while believing the information in this publication to be correct, does not guarantee its accuracy nor does the Council accept any liability for any direct or indirect loss or damage or other consequences, however arising, from the use of such information supplied. For our full Terms and Disclaimer, please see <http://www.telford.gov.uk/terms>

# COVID-19 total weekly cases



Telford and Wrekin total weekly COVID-19 cases



About this data:

This chart shows the number of positive cases from the end of May 2020 following the introduction of more widespread testing. Prior to this date most testing was carried out in Hospital and Care Home settings.

[Disclaimer](#)

Source:

[PHE: Coronavirus \(COVID-19\) in the UK](#) Data correct as at 19 May