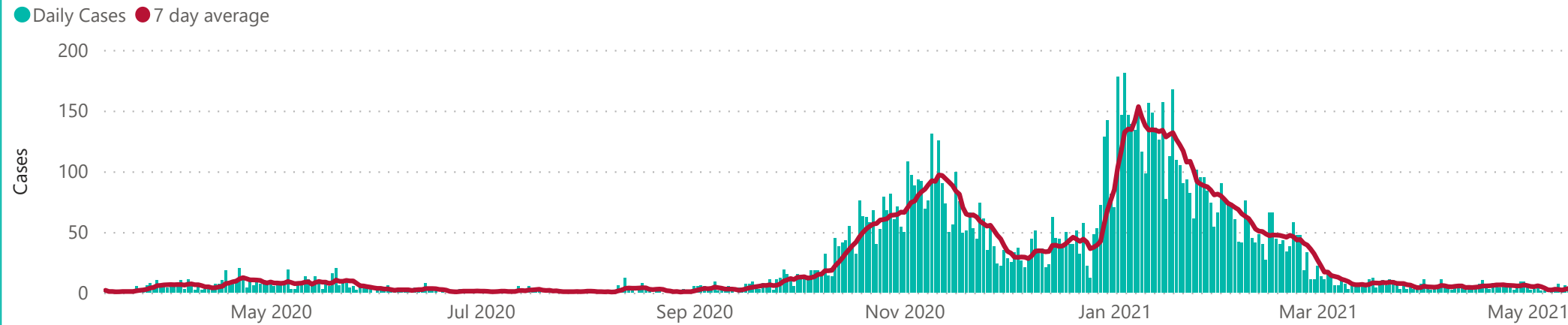


COVID-19 cases week ending 30 May

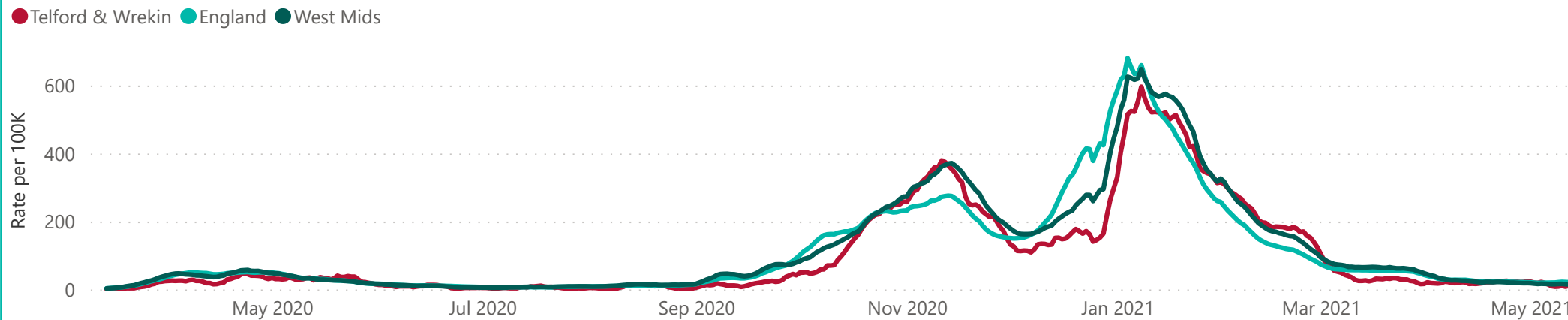


Telford and Wrekin Lab confirmed COVID-19 cases



Positive cases as at 30 May
11,108
Total cases
50
Cases in last 7 days
7.1
Daily average in last 7 days

COVID-19 cases - 7 day rate per 100K population



7 day rate as at 30 May
27.8
Telford & Wrekin
23.5
West Mids
33.3
England

Source:

[PHE: Coronavirus \(COVID-19\) in the UK](https://www.phe.gov.uk/topics/coronavirus/)

Data correct as at 02 June

Telford and Wrekin COVID-19 Dashboard

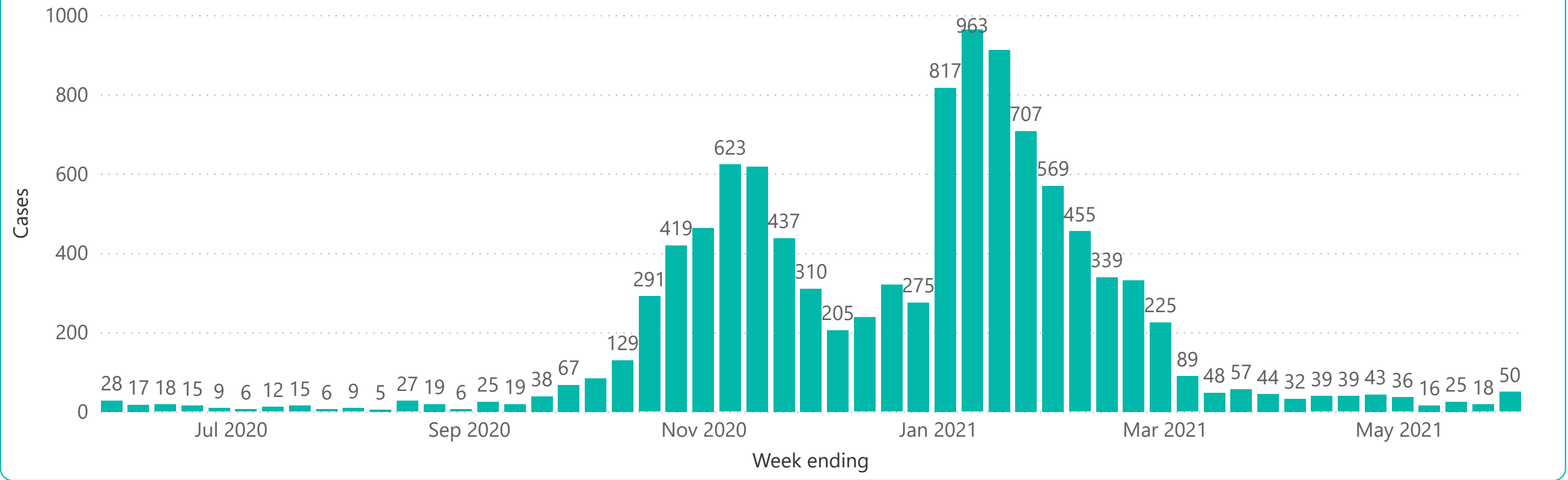
Produced by Research & Intelligence Research.Intelligence@telford.gov.uk

Disclaimer:

Telford & Wrekin Council, while believing the information in this publication to be correct, does not guarantee its accuracy nor does the Council accept any liability for any direct or indirect loss or damage or other consequences, however arising, from the use of such information supplied. For our full Terms and Disclaimer, please see <http://www.telford.gov.uk/terms>

COVID-19 total weekly cases

Telford and Wrekin total weekly COVID-19 cases



About this data:

This chart shows the number of positive cases from the end of May 2020 following the introduction of more widespread testing. Prior to this date most testing was carried out in Hospital and Care Home settings.

[Disclaimer](#)

Source:

[PHE: Coronavirus \(COVID-19\) in the UK](#) Data correct as at 19 May