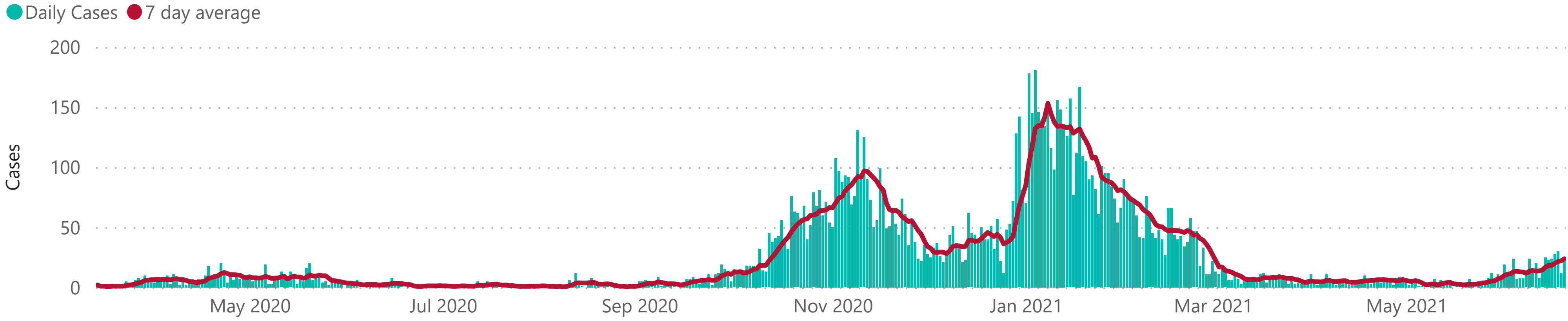


COVID-19 cases week ending 20 June

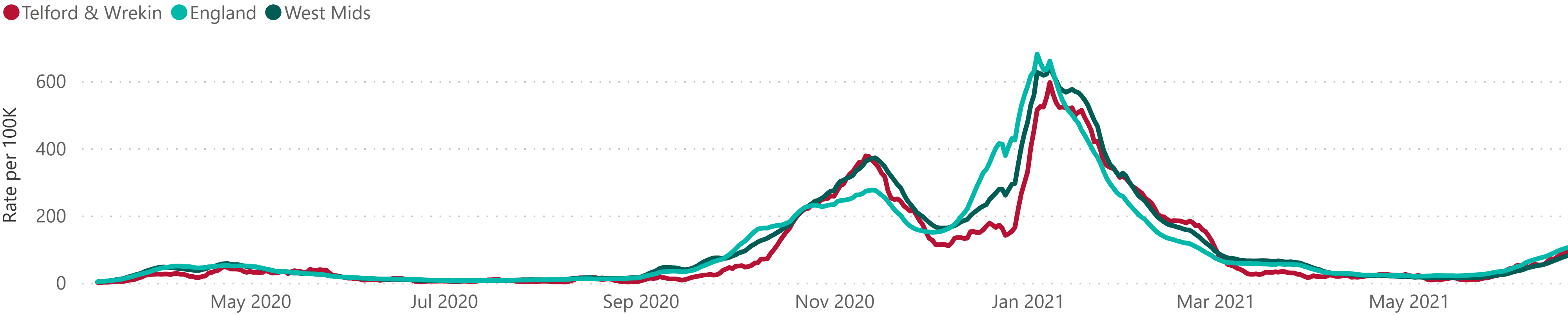


Telford and Wrekin Lab confirmed COVID-19 cases



Positive cases as at 20 June
11,468
 Total cases
167
 Cases in last 7 days
23.9
 Daily average in last 7 days

COVID-19 cases - 7 day rate per 100K population



7 day rate as at 20 June
92.9
 Telford & Wrekin
80.6
 West Mids
104.6
 England

Source:
[PHE: Coronavirus \(COVID-19\) in the UK](https://phe.gov.uk/covid-19)

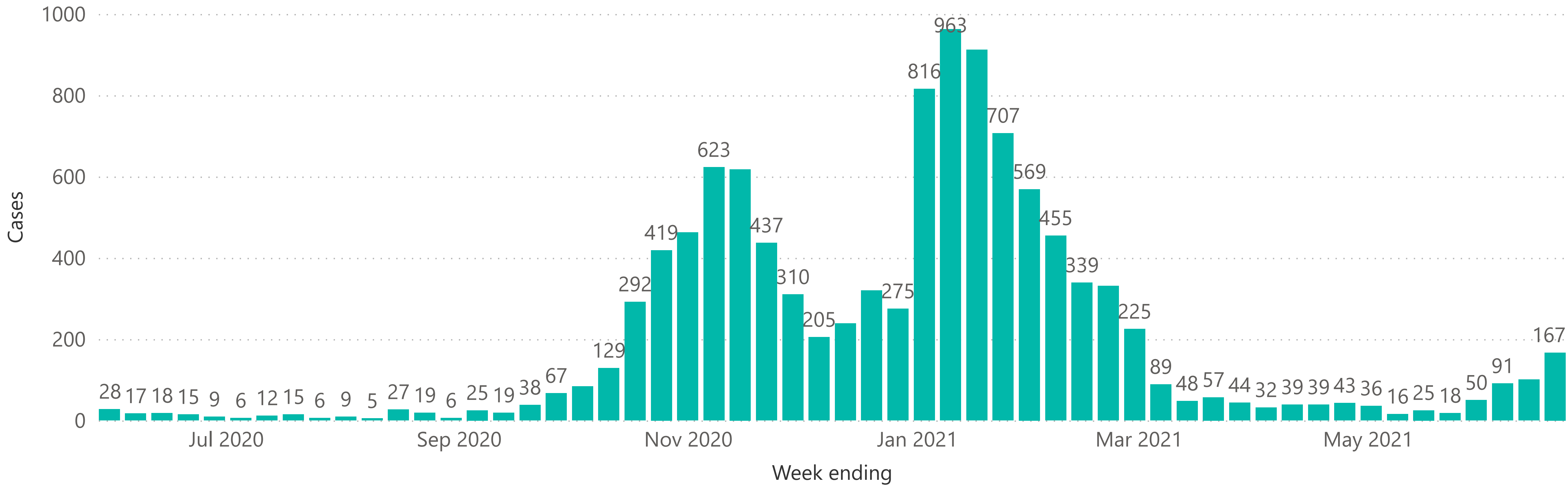
Disclaimer:
 Telford & Wrekin Council, while believing the information in this publication to be correct, does not guarantee its accuracy nor does the Council accept any liability for any direct or indirect loss or damage or other consequences, however arising, from the use of such information supplied. For our full Terms and Disclaimer, please see <http://www.telford.gov.uk/terms>

Data correct as at 23 June
 Telford and Wrekin COVID-19 Dashboard
 Produced by the Insight Team insight.team@telford.gov.uk

COVID-19 total weekly cases



Telford and Wrekin total weekly COVID-19 cases



About this data:
This chart shows the number of positive cases from the end of May 2020 following the introduction of more widespread testing. Prior to this date most testing was carried out in Hospital and Care Home settings.

[Disclaimer](#)

Source:
[PHE: Coronavirus \(COVID-19\) in the UK](#) Data correct as at 23 June