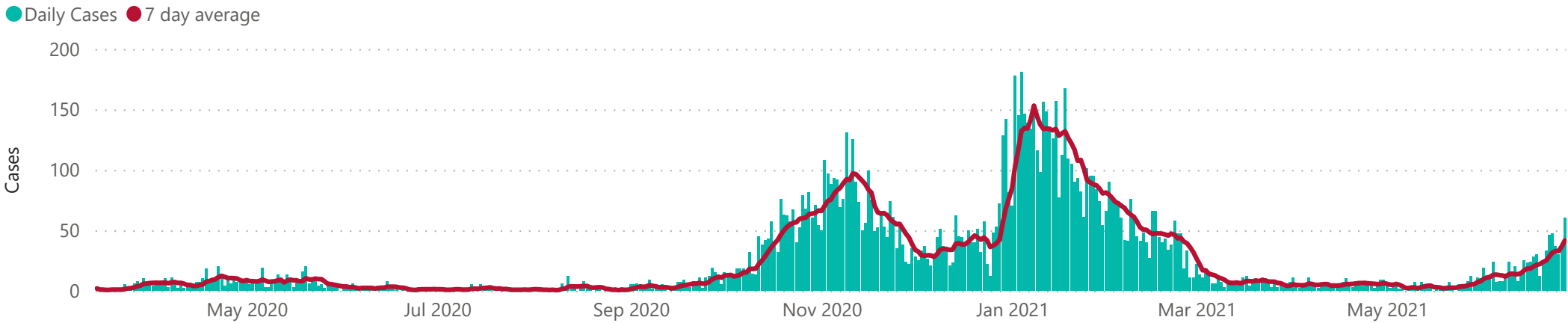


# COVID-19 cases week ending 04 July

Telford and Wrekin Lab confirmed COVID-19 cases



Positive cases as at 04 Jul

12,238

Total cases

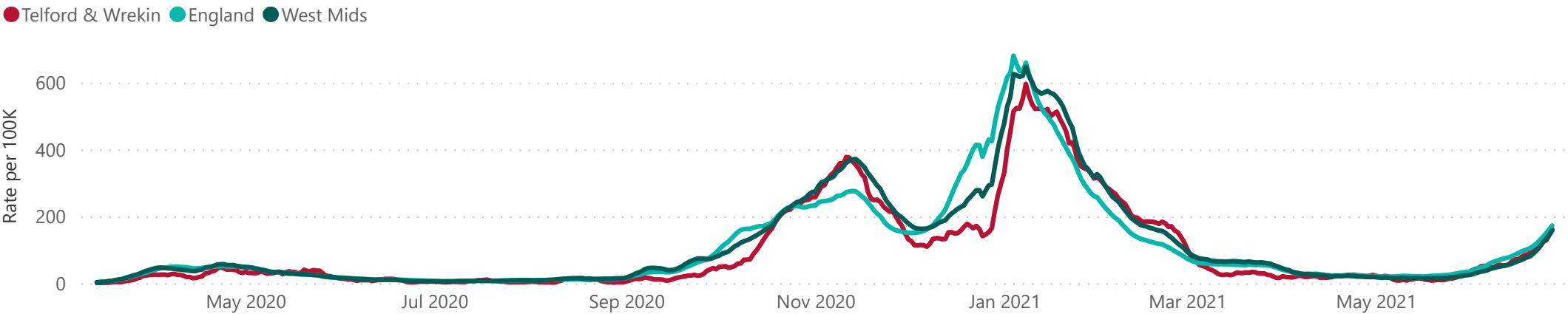
477

Cases in last 7 days

68.1

Daily average in last 7 days

COVID-19 cases - 7 day rate per 100K population



7 day rate as at 04 Jul

265.2

Telford & Wrekin

265.7

West Mids

271.5

England

Source:

[PHE: Coronavirus \(COVID-19\) in the UK](#)

Data correct as at 07 July

Telford and Wrekin COVID-19 Dashboard  
Produced by the Insight Team [insight.team@telford.gov.uk](mailto:insight.team@telford.gov.uk)

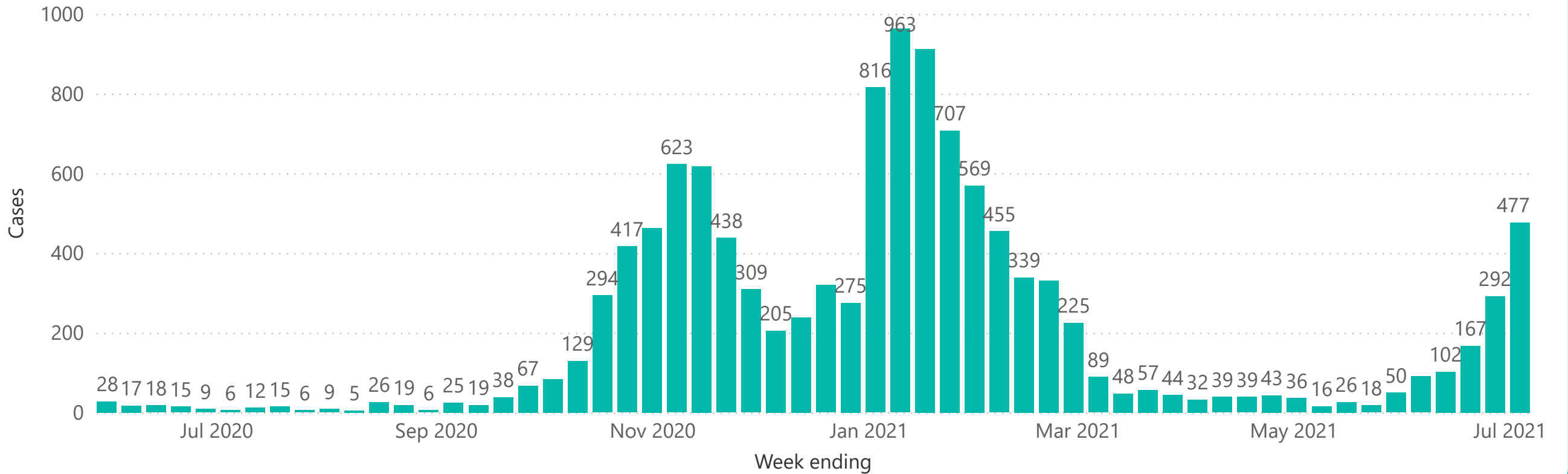
Disclaimer:

Telford & Wrekin Council, while believing the information in this publication to be correct, does not guarantee its accuracy nor does the Council accept any liability for any direct or indirect loss or damage or other consequences, however arising, from the use of such information supplied. For our full Terms and Disclaimer, please see <http://www.telford.gov.uk/terms>

# COVID-19 total weekly cases



Telford and Wrekin total weekly COVID-19 cases



**About this data:**  
This chart shows the number of positive cases from the end of May 2020 following the introduction of more widespread testing. Prior to this date most testing was carried out in Hospital and Care Home settings.

[Disclaimer](#)

**Source:**  
[PHE: Coronavirus \(COVID-19\) in the UK](#) Data correct as at 07 July