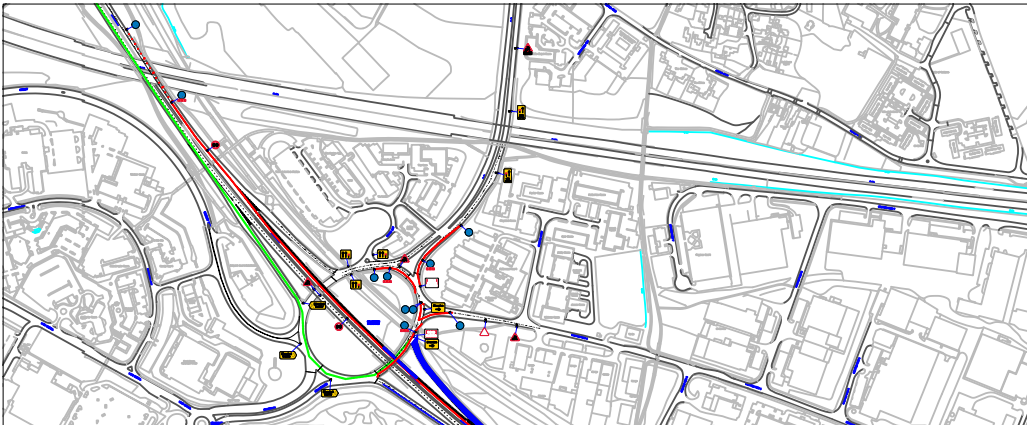
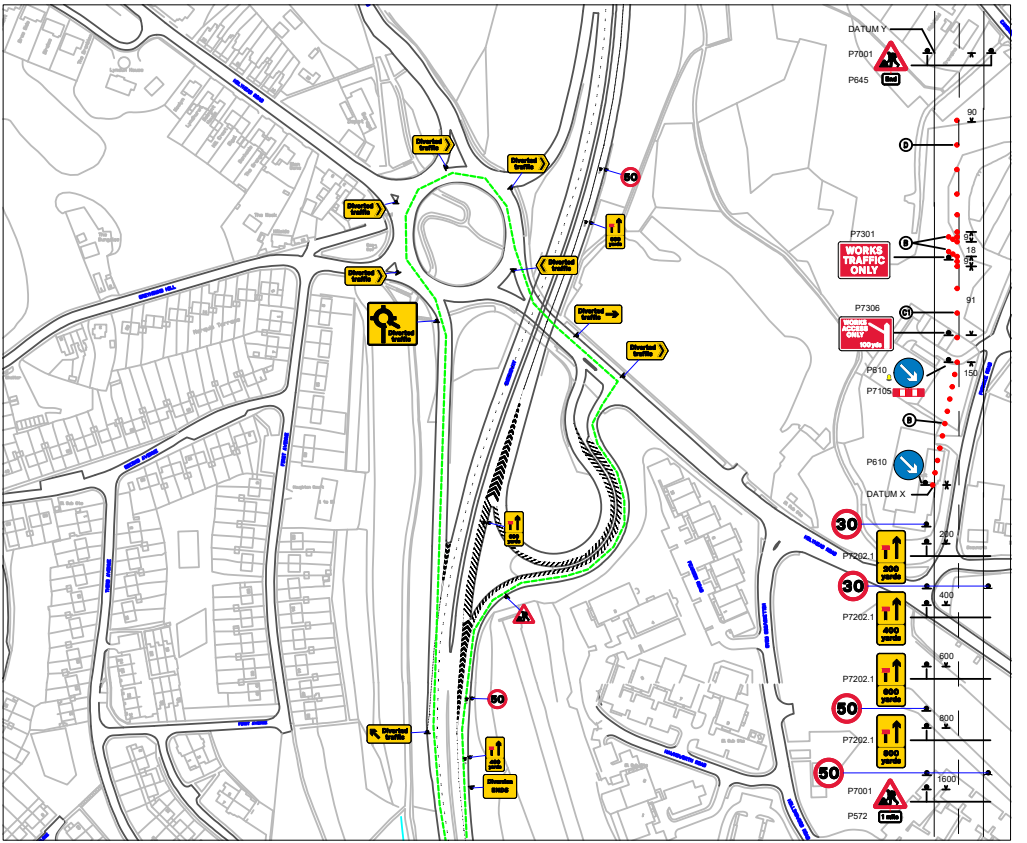
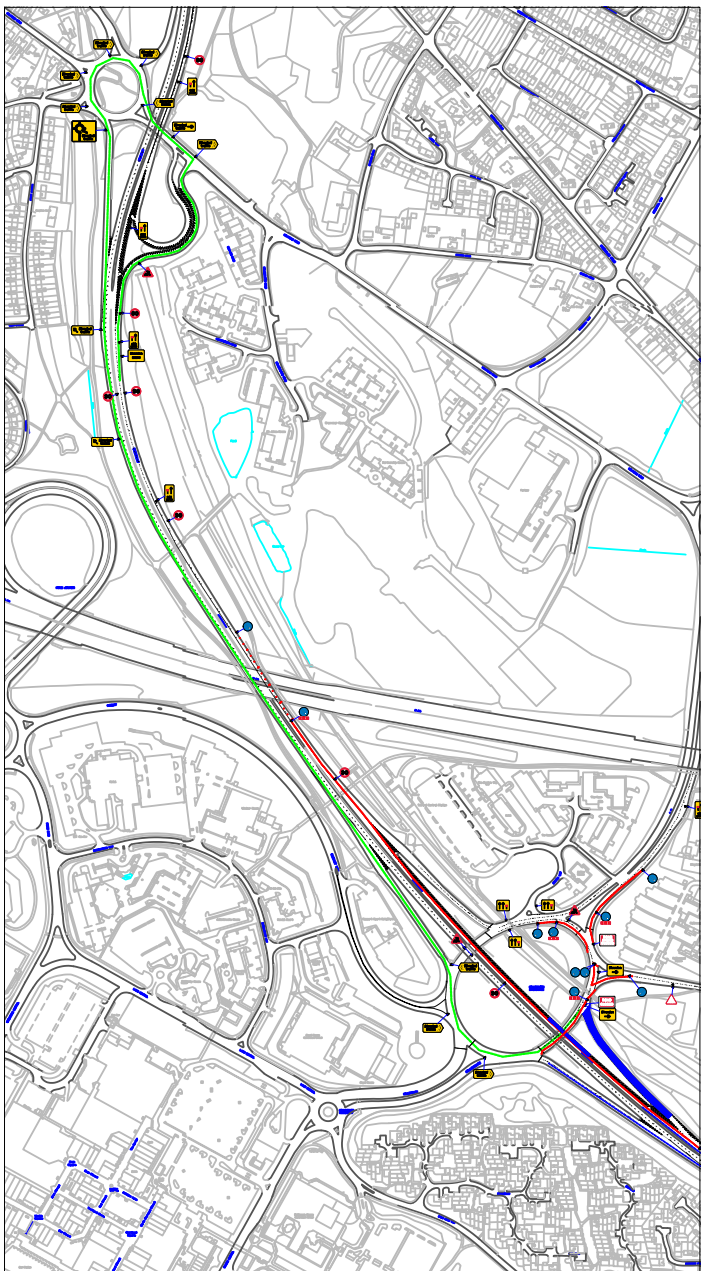




- DETAIL B** - Signage for road works, including cones, signs, and barriers.
- DETAIL C1** - Signage for road works, including cones, signs, and barriers.
- DETAIL C2** - Signage for road works, including cones, signs, and barriers.
- DETAIL D** - Signage for road works, including cones, signs, and barriers.
- DETAIL E** - Signage for road works, including cones, signs, and barriers.



Traffic Management

This drawing has been produced for a specific client & project identified below and is not intended for use by any other person or for any other purpose.

NOTES

- All signs as per Chapter 8. Distances between cones to be 5m maximum unless otherwise noted.
- Distances between signs NOT to scale for purpose of clarity.
- All sign placement subject to available safe working space.
- The purpose of the Traffic Management Plan is for it to be used only as a guide and all traffic management equipment should be put out according to the 'Safety at Street Works and Road Works - Code of Practice', i.e. Red Book & the 'Traffic Signs Manual Chapter 5', i.e. Yellow Book.

Key

- Sign position and aspect of vision
- Position of signal head
- Cones
- No Parking Cones
- WORK AREA
- WORK AREA NEEDS SWITCHING
- ROAD CLOSURE
- Diversion Route 2
- Stop & Go System
- PERMANENT TRAFFIC SIGNAL
- PERMANENT PEDESTRIAN SIGNAL

**THIS DRAWING MUST BE PRINTED IN COLOUR
ALL SIGNAGE TO BE IN WELSH AND ENGLISH**

NTS @ A3
NTS - OTHER SIZES
**DO NOT SCALE FROM THIS DRAWING -
All Dimensions to be verified on site.**

A	AS DRAWN
REV	DATE DESCRIPTION

TRAFFIC MANAGEMENT PLAN

Client:

Drawing Number: QTM-233-01
Drawing Title: VRS 5 AND 6 A442 HOLLINSWOOD TELFORD TF3 2DE SOUTHBOUND LANE 1 CLOSURE

Design:	Technical Officer:	REV:
Name: C. DE-COURCY MBE		
Signature:		A
Date: 29/03/2021		