

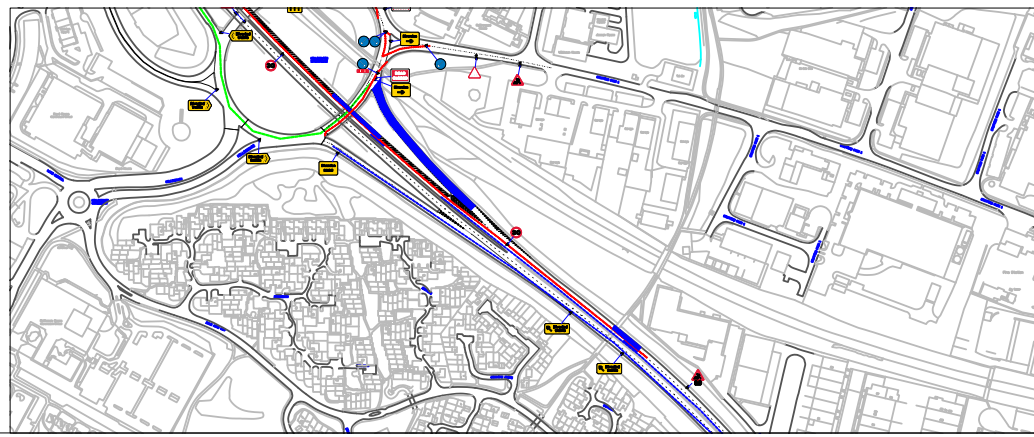
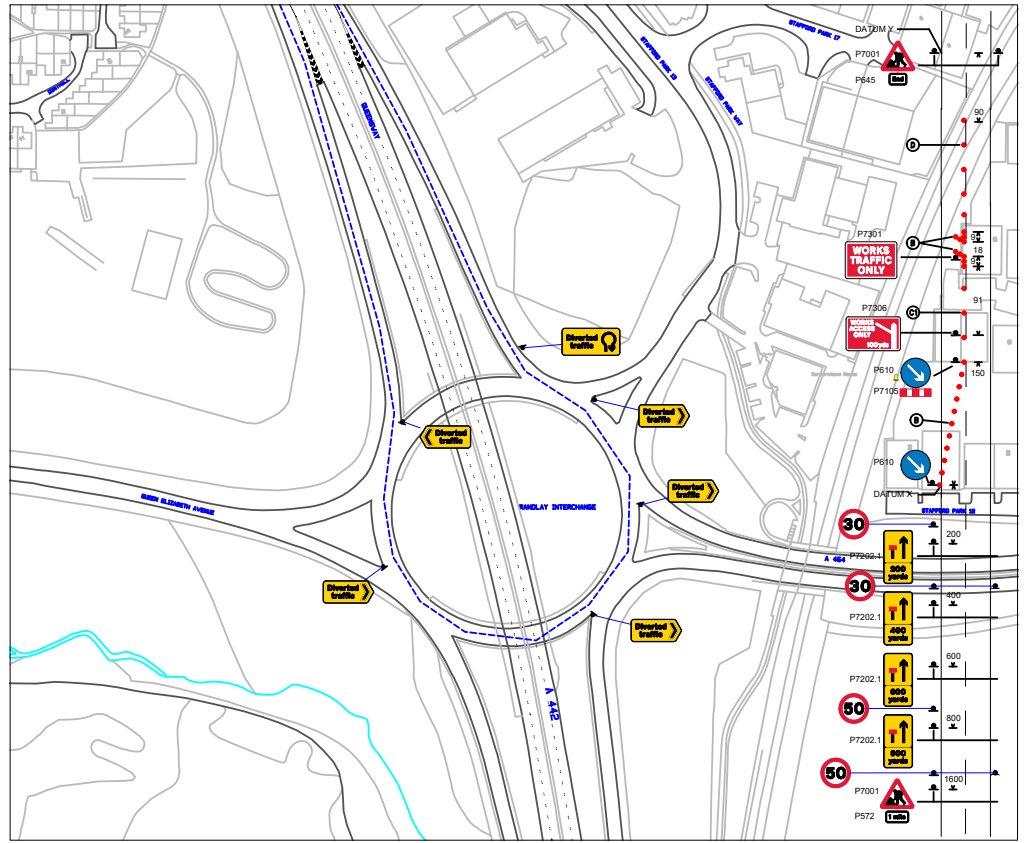
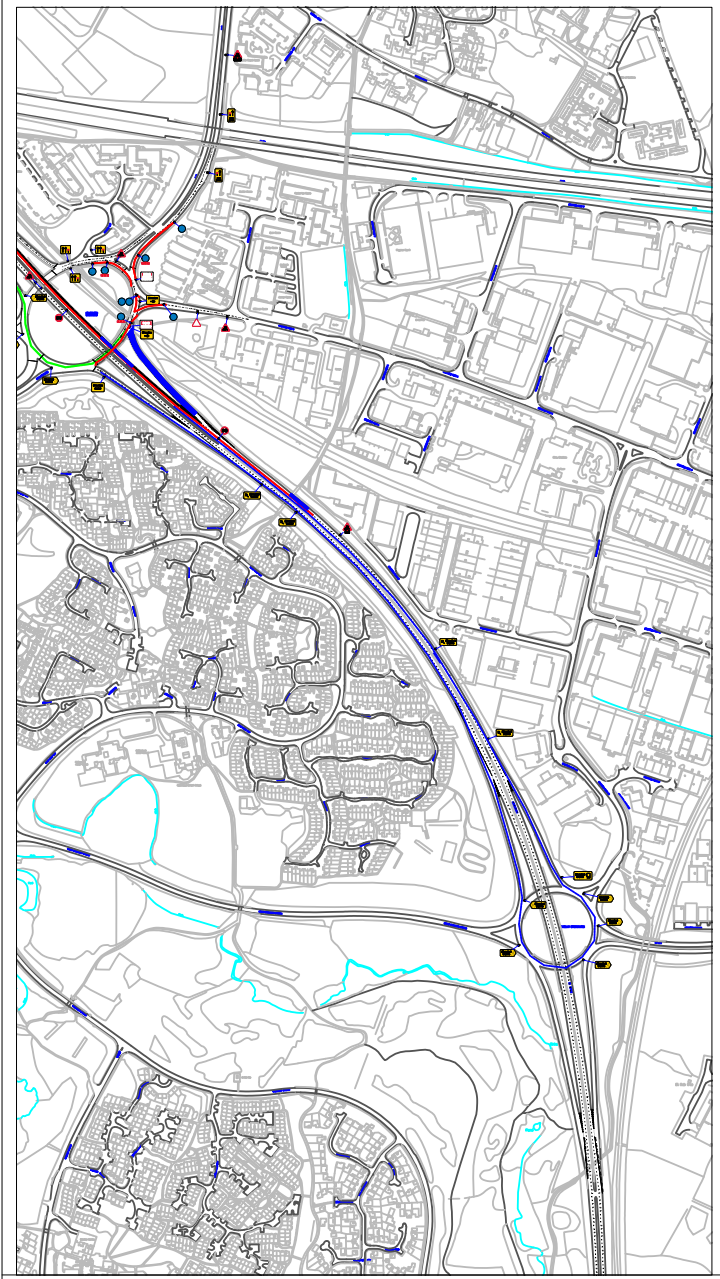
**DETAIL B**  
 1. 10m max - 100mm traffic cones, spacing 1.5m.  
 2. 100m max - 100mm traffic cones, spacing 1.5m.  
 3. 100m max - 100mm traffic cones, spacing 1.5m.  
 4. 100m max - 100mm traffic cones, spacing 1.5m.  
 5. 100m max - 100mm traffic cones, spacing 1.5m.

**DETAIL C1**  
 1. 10m max - 100mm traffic cones, spacing 1.5m.  
 2. 100m max - 100mm traffic cones, spacing 1.5m.  
 3. 100m max - 100mm traffic cones, spacing 1.5m.  
 4. 100m max - 100mm traffic cones, spacing 1.5m.  
 5. 100m max - 100mm traffic cones, spacing 1.5m.

**DETAIL C2**  
 1. 10m max - 100mm traffic cones, spacing 1.5m.  
 2. 100m max - 100mm traffic cones, spacing 1.5m.  
 3. 100m max - 100mm traffic cones, spacing 1.5m.  
 4. 100m max - 100mm traffic cones, spacing 1.5m.  
 5. 100m max - 100mm traffic cones, spacing 1.5m.

**DETAIL D**  
 1. 10m max - 100mm traffic cones, spacing 1.5m.  
 2. 100m max - 100mm traffic cones, spacing 1.5m.  
 3. 100m max - 100mm traffic cones, spacing 1.5m.  
 4. 100m max - 100mm traffic cones, spacing 1.5m.  
 5. 100m max - 100mm traffic cones, spacing 1.5m.

**DETAIL E**  
 1. 10m max - 100mm traffic cones, spacing 1.5m.  
 2. 100m max - 100mm traffic cones, spacing 1.5m.  
 3. 100m max - 100mm traffic cones, spacing 1.5m.  
 4. 100m max - 100mm traffic cones, spacing 1.5m.  
 5. 100m max - 100mm traffic cones, spacing 1.5m.



### Traffic Management

This drawing has been produced for a specific client & project identified below and is not intended for use by any other person or for any other purpose.

**NOTES**

- All signs as per Chapter 8. Distances between cones to be 5m maximum unless otherwise noted.
- Distances between signs NOT to scale for purpose of clarity.
- All sign placement subject to available safe working space.
- The purpose of the Traffic Management Plan is for it to be used only as a guide and all traffic management equipment should be put out according to the 'Safety at Street Works and Road Works - Code of Practice', i.e. Red Book & the 'Traffic Signs Manual Chapter 8', i.e. Yellow Book.

**Key**

- Sign position and aspect of vision
- Position of signal head
- Cones
- No Parking Cones
- WORK AREA
- WORK AREA NEEDS SWITCHING
- ROAD CLOSURE
- Diversion Route 2
- Stop & Go System
- PERMANENT TRAFFIC SIGNAL
- PERMANENT PEDESTRIAN SIGNAL

**THIS DRAWING MUST BE PRINTED IN COLOUR  
 ALL SIGNAGE TO BE IN WELSH AND ENGLISH**

NTS @ A3  
 NTS - OTHER SIZES  
**DO NOT SCALE FROM THIS DRAWING -  
 All Dimensions to be verified on site.**

A	AS DRAWN
REV	DATE DESCRIPTION

**QUANTUM**  
 Traffic Management

**TRAFFIC MANAGEMENT PLAN**

Client:

Drawing Number: QTM-233-02  
 Drawing Title: VRS 5 AND 6 A442 HOLLINSWOOD TELFORD TF3 2DE SOUTHBOUND LANE 1 CLOSURE

Design:	Technical Officer:	REV:
Name: C. DE-COURCY MSH		
Signature:		A
Date: 29/03/2021		