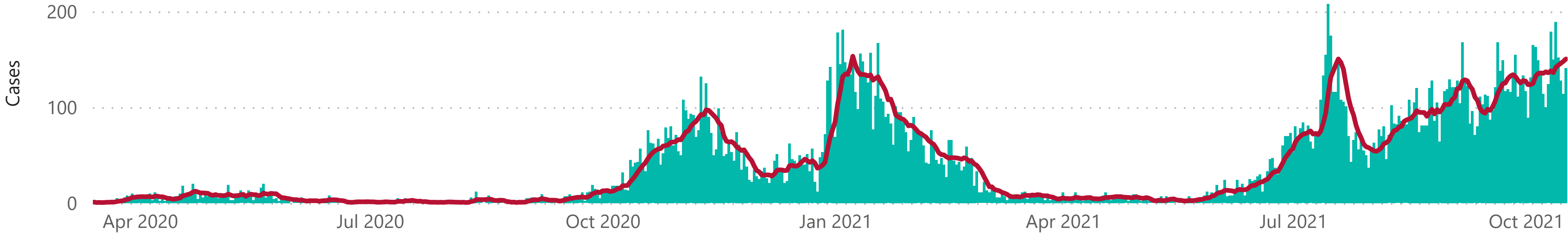


# COVID-19 cases week ending 17 October



## Telford and Wrekin COVID-19 cases

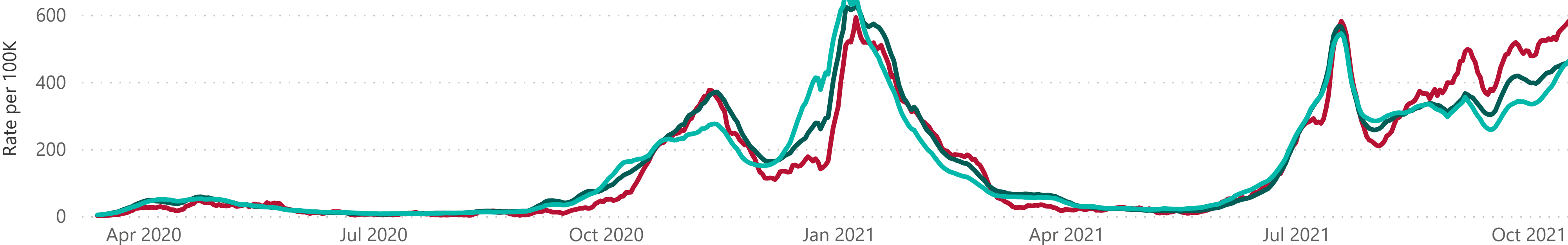
● Daily Cases ● 7 day average



Positive cases as at 17 Oct  
 23,364  
 Total cases  
 1,053  
 Cases in last 7 days  
 150.4  
 Daily average in last 7 days

## COVID-19 cases - 7 day rate per 100K population

● Telford & Wrekin ● England ● West Mids



7 day rate as at 17 Oct  
 580.7  
 Telford & Wrekin  
 456.1  
 West Mids  
 461.7  
 England

Source:  
[PHE: Coronavirus \(COVID-19\) in the UK](https://phe.gov.uk/covid-19)

Data correct as at 20 October

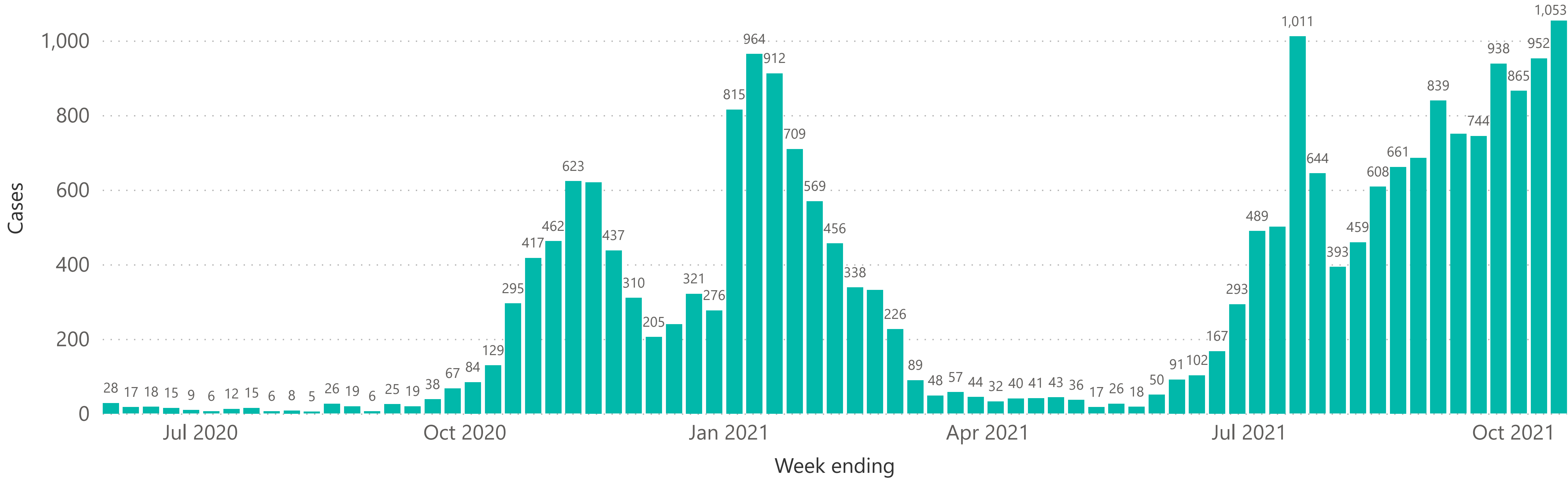
Telford and Wrekin COVID-19 Dashboard  
 Produced by the Insight Team [insight.team@telford.gov.uk](mailto:insight.team@telford.gov.uk)

Disclaimer:  
 Telford & Wrekin Council, while believing the information in this publication to be correct, does not guarantee its accuracy nor does the Council accept any liability for any direct or indirect loss or damage or other consequences, however arising, from the use of such information supplied. For our full Terms and Disclaimer, please see <http://www.telford.gov.uk/terms>

# COVID-19 total weekly cases



Telford and Wrekin total weekly COVID-19 cases



**About this data:**  
 This chart shows the number of positive cases from the end of May 2020 following the introduction of more widespread testing. Prior to this date most testing was carried out in Hospital and Care Home settings.

[Disclaimer](#)

**Source:**  
[PHE: Coronavirus \(COVID-19\) in the UK](#) Data correct as at 20 October