

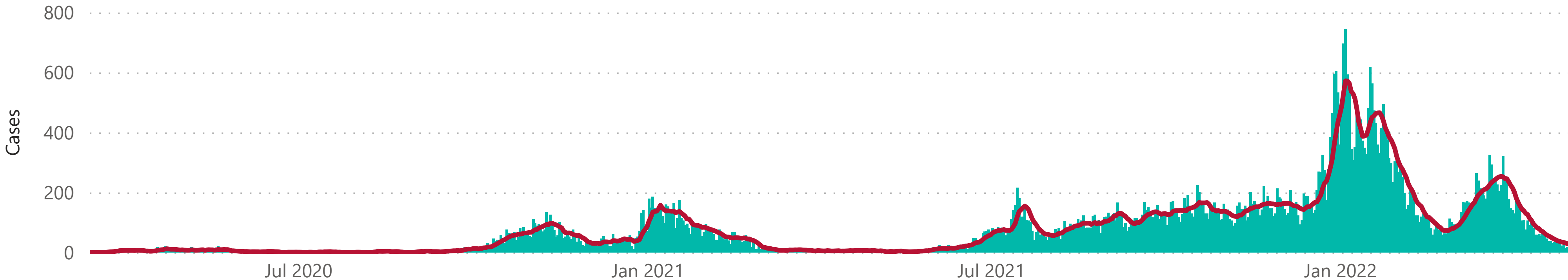
# COVID-19 cases week ending 1 May



Protect, care and invest  
to create a better borough

## Telford and Wrekin COVID-19 cases

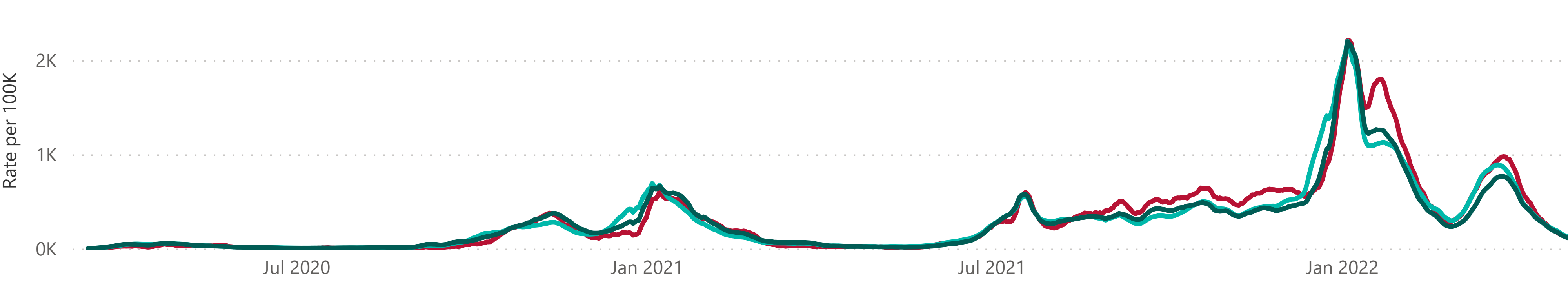
● Daily Cases ● 7 day average



Positive cases as at 1 May  
63,048  
Total cases  
203  
Cases in last 7 days  
29.0  
Daily average in last 7 days

## COVID-19 cases - 7 day rate per 100K population

● Telford & Wrekin ● England ● West Mids



7 day rate as at 1 May  
112.0  
Telford & Wrekin  
103.2  
West Mids  
116.3  
England

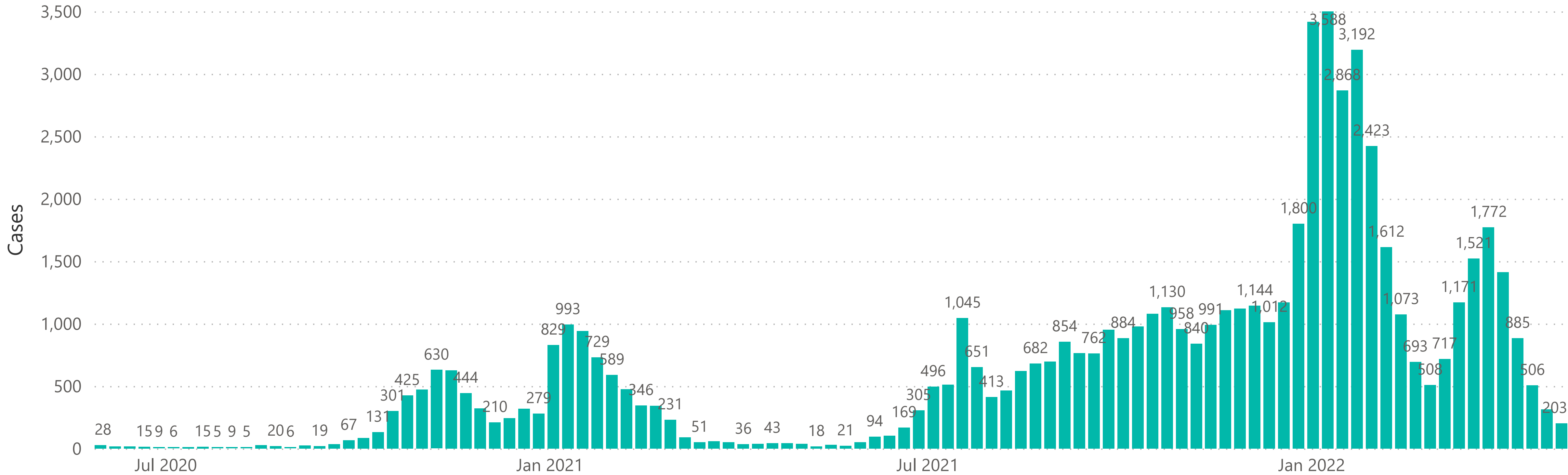
Source:  
[GOV.UK Coronavirus \(COVID-19\) in the UK](https://www.gov.uk/coronavirus)

Disclaimer:  
Telford & Wrekin Council, while believing the information in this publication to be correct, does not guarantee its accuracy nor does the Council accept any liability for any direct or indirect loss or damage or other consequences, however arising, from the use of such information supplied. For our full Terms and Disclaimer, please see <http://www.telford.gov.uk/terms>

Data correct as at 4 May  
Telford and Wrekin COVID-19 Dashboard  
Produced by the Insight Team [insight.team@telford.gov.uk](mailto:insight.team@telford.gov.uk)

# COVID-19 total weekly cases

Telford and Wrekin total weekly COVID-19 cases



**About this data:**  
 This chart shows the number of positive cases from the end of May 2020 following the introduction of more widespread testing. Prior to this date most testing was carried out in Hospital and Care Home settings.

[Disclaimer](#)

**Source:**  
[GOV.UK Coronavirus \(COVID-19\) in the UK](https://www.gov.uk/coronavirus) Data correct as at 4 May