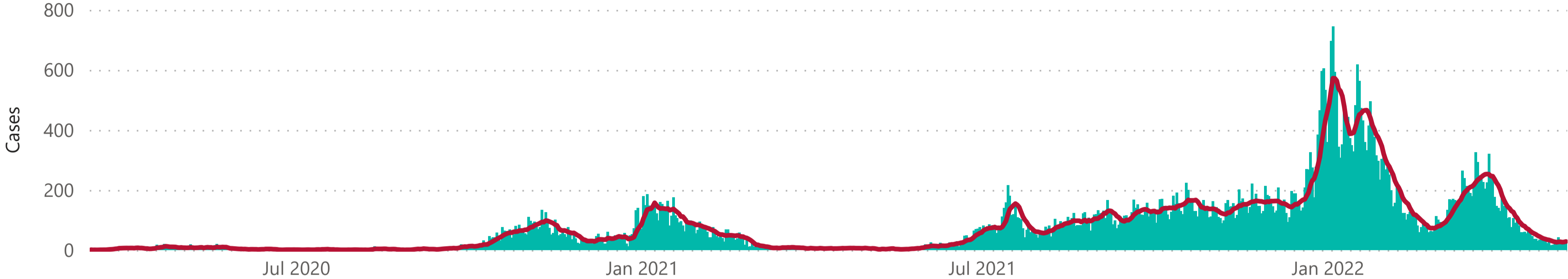


COVID-19 cases week ending 8 May

Telford and Wrekin COVID-19 cases

● Daily Cases ● 7 day average



Positive cases as at 8 May

63,247

Total cases

199

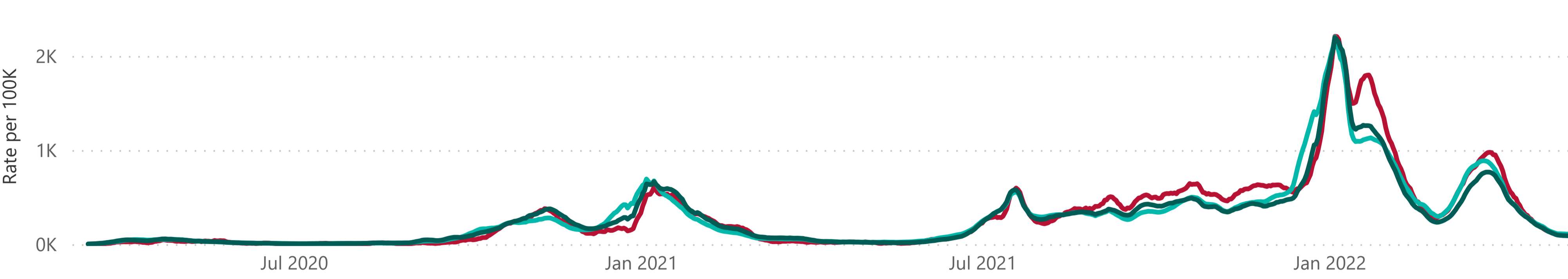
Cases in last 7 days

28.4

Daily average in last 7 days

COVID-19 cases - 7 day rate per 100K population

● Telford & Wrekin ● England ● West Mids



7 day rate as at 8 May

109.7

Telford & Wrekin

89.9

West Mids

107.8

England

Source:
[GOV.UK Coronavirus \(COVID-19\) in the UK](https://www.gov.uk/coronavirus)

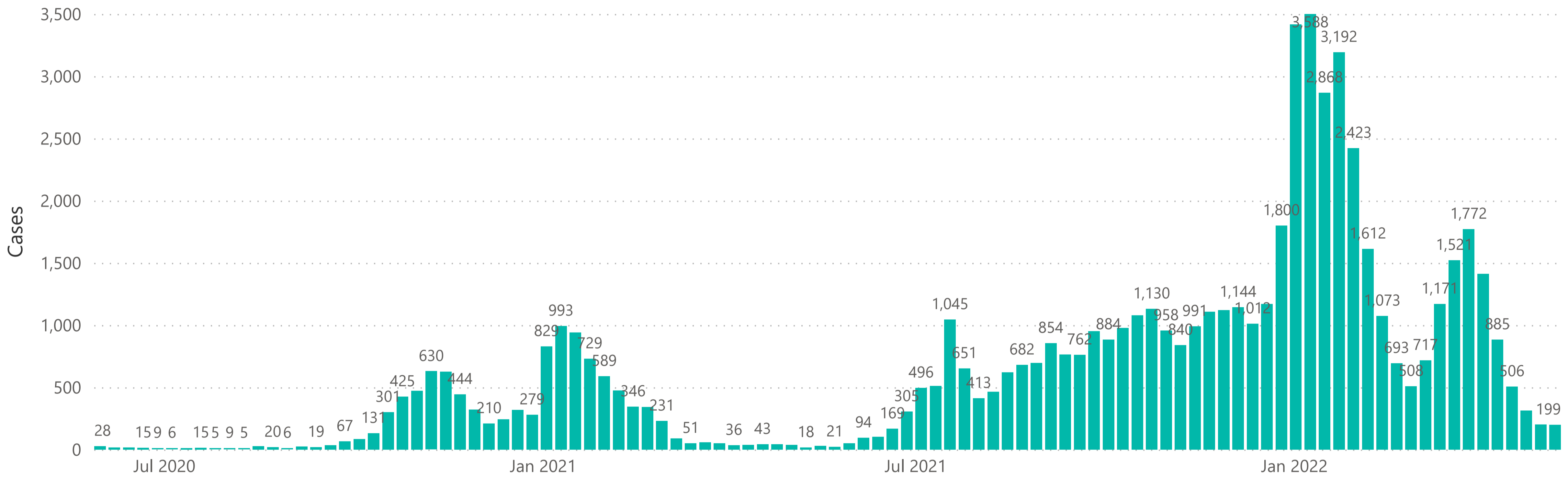
Data correct as at 11 May

Telford and Wrekin COVID-19 Dashboard
Produced by the Insight Team insight.team@telford.gov.uk

Disclaimer:
Telford & Wrekin Council, while believing the information in this publication to be correct, does not guarantee its accuracy nor does the Council accept any liability for any direct or indirect loss or damage or other consequences, however arising, from the use of such information supplied. For our full Terms and Disclaimer, please see <http://www.telford.gov.uk/terms>

COVID-19 total weekly cases

Telford and Wrekin total weekly COVID-19 cases



About this data:

This chart shows the number of positive cases from the end of May 2020 following the introduction of more widespread testing. Prior to this date most testing was carried out in Hospital and Care Home settings.

[Disclaimer](#)

Source:
[GOV.UK Coronavirus \(COVID-19\) in the UK](#) Data correct as at 11 May