

# COVID-19 cases week ending 22 May

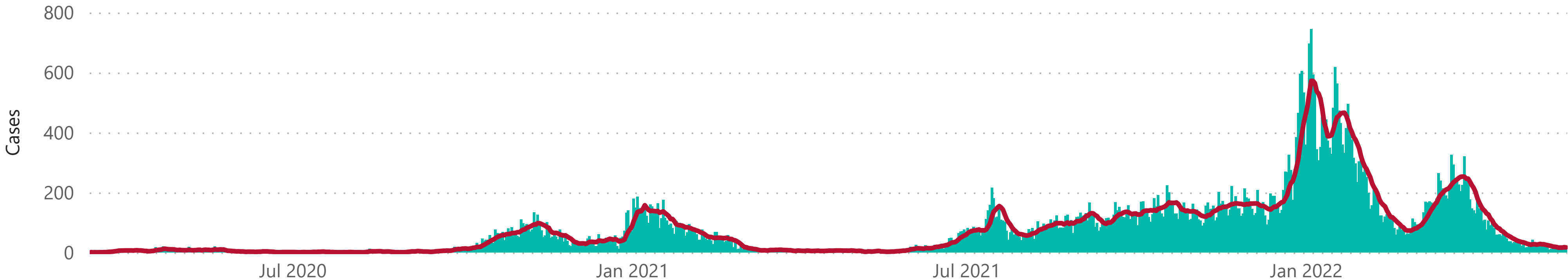


Telford & Wrekin  
Co-operative Council

Protect, care and invest  
to create a better borough

## Telford and Wrekin COVID-19 cases

● Daily Cases ● 7 day average



Positive cases as at 22 May

63,502

Total cases

118

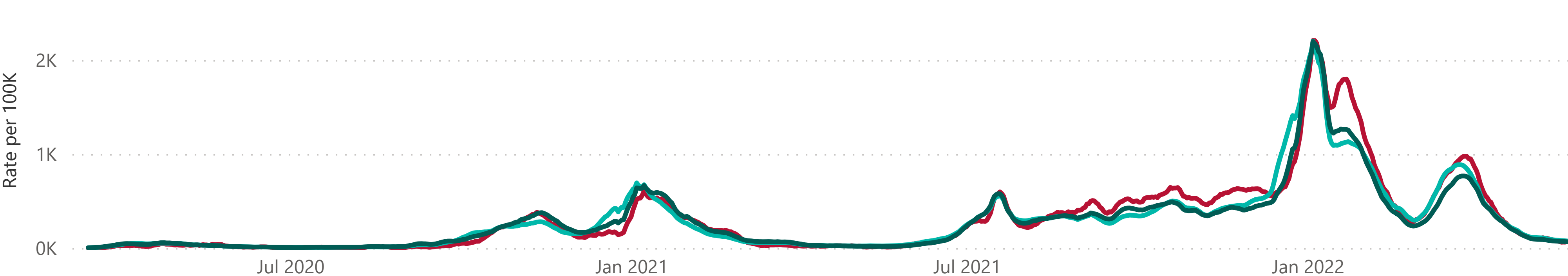
Cases in last 7 days

16.9

Daily average in last 7 days

## COVID-19 cases - 7 day rate per 100K population

● Telford & Wrekin ● England ● West Mids



7 day rate as at 22 May

65.1

Telford & Wrekin

63.6

West Mids

72.4

England

Source:

[GOV.UK Coronavirus \(COVID-19\) in the UK](https://www.gov.uk/coronavirus)

Data correct as at 25 May

Telford and Wrekin COVID-19 Dashboard

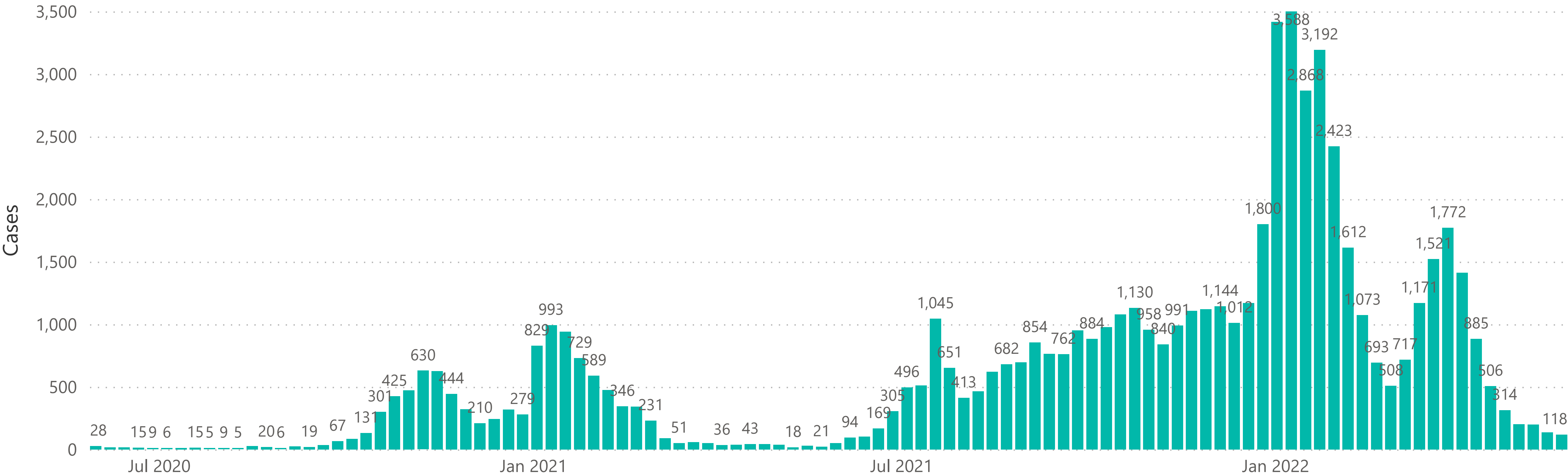
Produced by the Insight Team [insight.team@telford.gov.uk](mailto:insight.team@telford.gov.uk)

Disclaimer:

Telford & Wrekin Council, while believing the information in this publication to be correct, does not guarantee its accuracy nor does the Council accept any liability for any direct or indirect loss or damage or other consequences, however arising, from the use of such information supplied. For our full Terms and Disclaimer, please see <http://www.telford.gov.uk/terms>

# COVID-19 total weekly cases

Telford and Wrekin total weekly COVID-19 cases



## About this data:

This chart shows the number of positive cases from the end of May 2020 following the introduction of more widespread testing. Prior to this date most testing was carried out in Hospital and Care Home settings.

## Disclaimer

## Source:

[GOV.UK Coronavirus \(COVID-19\) in the UK](#) Data correct as at 25 May