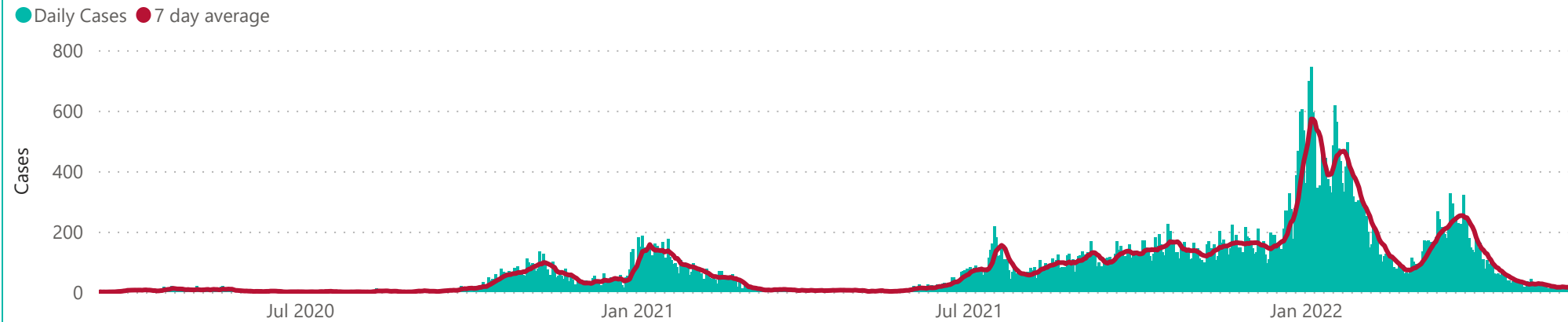


# COVID-19 cases week ending 29 May

## Telford and Wrekin COVID-19 cases



Positive cases as at 29 May

63,607

Total cases

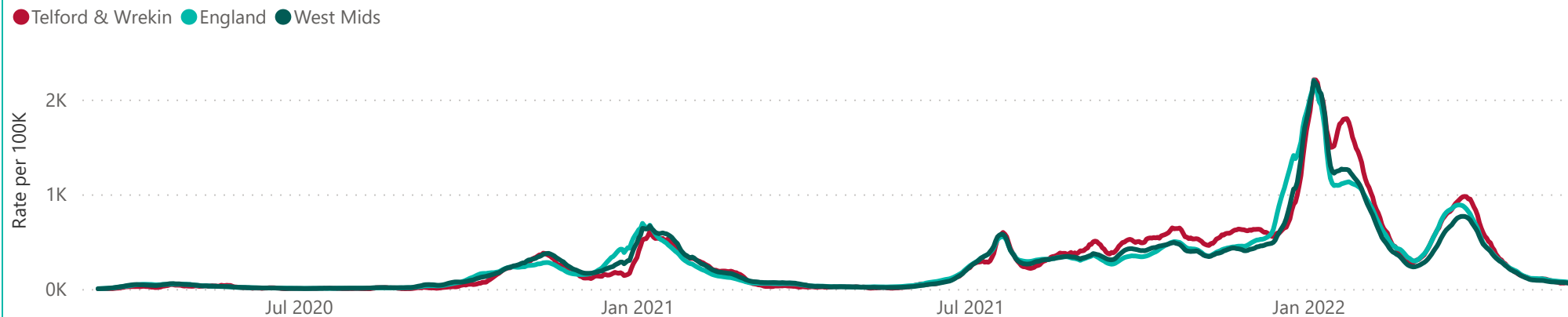
104

Cases in last 7 days

14.9

Daily average in last 7 days

## COVID-19 cases - 7 day rate per 100K population



7 day rate as at 29 May

57.4

Telford & Wrekin

48.3

West Mids

61.5

England

Source:

[GOV.UK Coronavirus \(COVID-19\) in the UK](https://www.gov.uk/coronavirus)

Data correct as at 01 June

Telford and Wrekin COVID-19 Dashboard

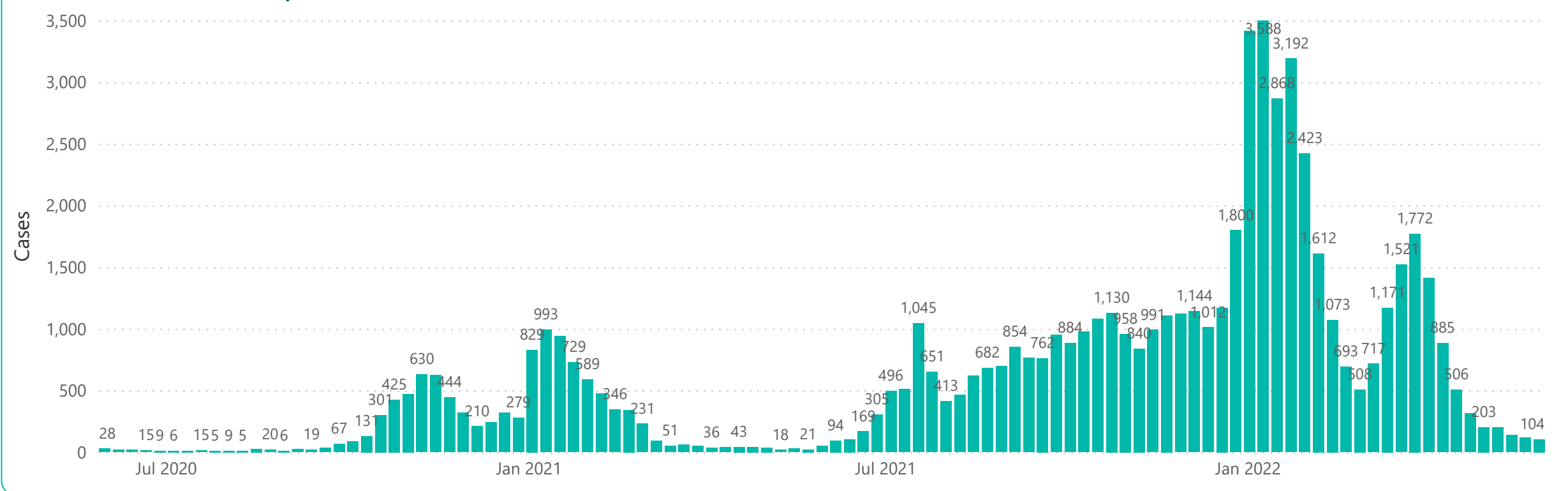
Produced by the Insight Team [insight.team@telford.gov.uk](mailto:insight.team@telford.gov.uk)

Disclaimer:

Telford & Wrekin Council, while believing the information in this publication to be correct, does not guarantee its accuracy nor does the Council accept any liability for any direct or indirect loss or damage or other consequences, however arising, from the use of such information supplied. For our full Terms and Disclaimer, please see <http://www.telford.gov.uk/terms>

# COVID-19 total weekly cases

Telford and Wrekin total weekly COVID-19 cases



## About this data:

This chart shows the number of positive cases from the end of May 2020 following the introduction of more widespread testing. Prior to this date most testing was carried out in Hospital and Care Home settings.

## Disclaimer

## Source:

[GOV.UK Coronavirus \(COVID-19\) in the UK](https://www.gov.uk/coronavirus) Data correct as at 01 June.