

# COVID-19 cases week ending 3 July

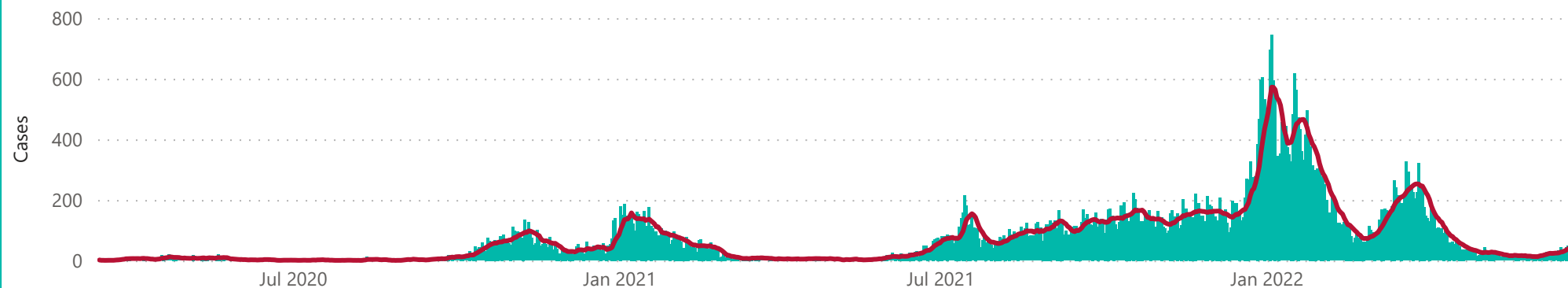


Telford & Wrekin  
Co-operative Council

Protect, care and invest  
to create a better borough

## Telford and Wrekin COVID-19 cases

● Daily Cases ● 7 day average



Positive cases as at 3 Jul

64,946

Total cases

447

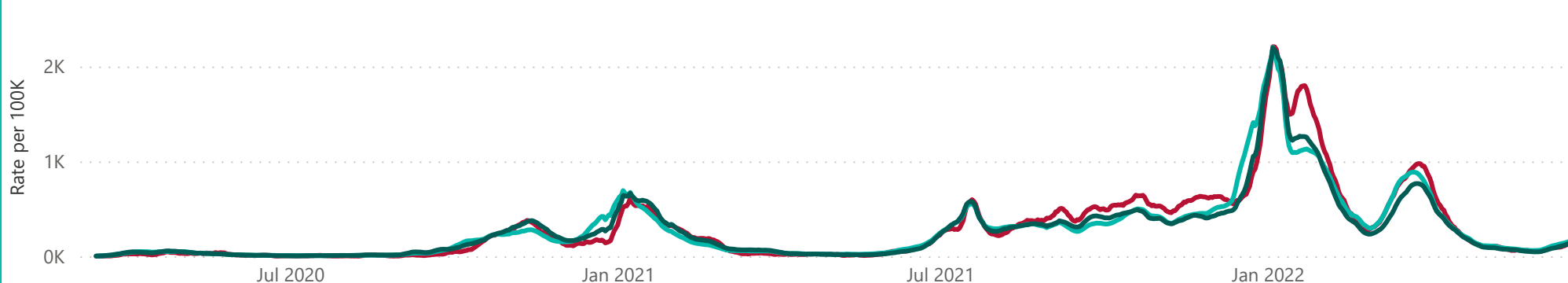
Cases in last 7 days

63.9

Daily average in last 7 days

## COVID-19 cases - 7 day rate per 100K population

● Telford & Wrekin ● England ● West Mids



7 day rate as at 3 Jul

246.5

Telford & Wrekin

228.4

West Mids

266.4

England

Source:

[GOV.UK Coronavirus \(COVID-19\) in the UK](https://www.gov.uk/coronavirus)

Data correct as at 3 July

Telford and Wrekin COVID-19 Dashboard

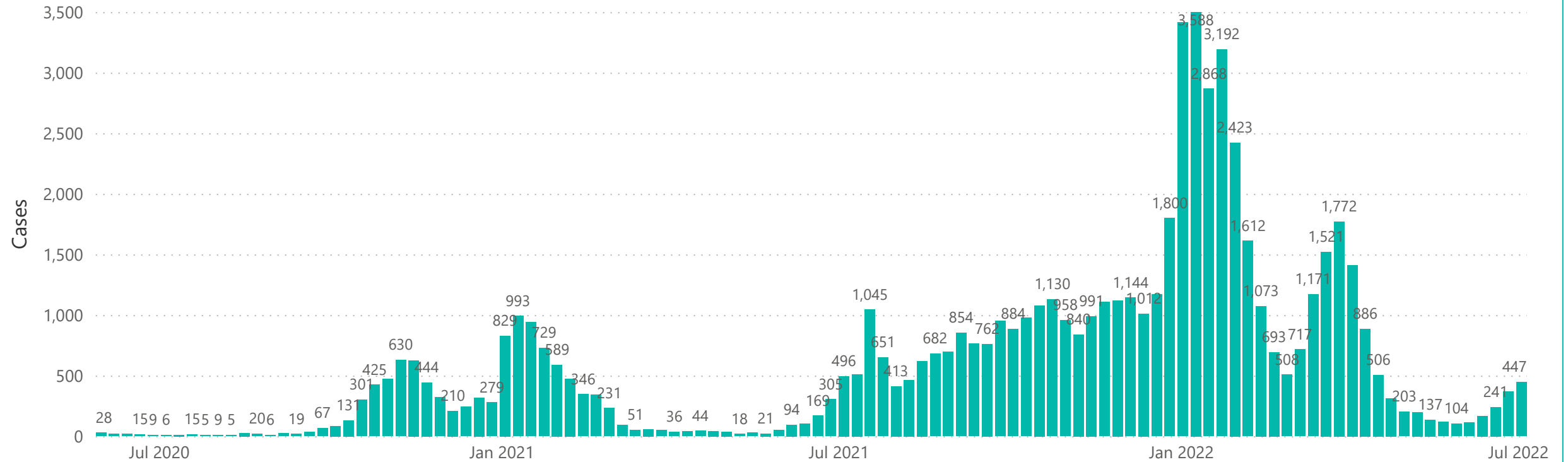
Produced by the Insight Team [insight.team@telford.gov.uk](mailto:insight.team@telford.gov.uk)

Disclaimer:

Telford & Wrekin Council, while believing the information in this publication to be correct, does not guarantee its accuracy nor does the Council accept any liability for any direct or indirect loss or damage or other consequences, however arising, from the use of such information supplied. For our full Terms and Disclaimer, please see <http://www.telford.gov.uk/terms>

# COVID-19 total weekly cases

Telford and Wrekin total weekly COVID-19 cases



## About this data:

This chart shows the number of positive cases from the end of May 2020 following the introduction of more widespread testing. Prior to this date most testing was carried out in Hospital and Care Home settings.

## Disclaimer

## Source:

[GOV.UK Coronavirus \(COVID-19\) in the UK](https://www.gov.uk/coronavirus) Data correct as at 3 July.