



DETAIL B 


Single/Dual carriageway 40mph or less - cone spacing 1.5m.
 Single/Dual carriageway 50mph or more - cone spacing 1.5m.
 Dual carriageway national speed limit - cone spacing 1.5m, relaxation 3m.

Notes:
 1) At night, warning lights to BS EN 12352:2006 should be provided in accordance with Table A1.3 (Appendix 1).
 2) 45° tapers have 1.5m spacing, no relaxations.
 3) On motorways and NSL AP duals with hard shoulders, 1m cones will be required for both standard and relaxation works for lead tapers and the facing wall of lane changes.

DETAIL C1 









Single/Dual carriageway 40mph or less - 450mm cones.
 Single/Dual carriageway 50mph or more - 750mm cones.

Notes:
 1) At night, warning lights to BS EN 12352:2006 should be provided in accordance with Table A1.3 (Appendix 1).
 2) For relaxation to Detail C1 see Table A1.3 (Appendix 1).

DETAIL D 

Single/Dual carriageway 40mph or less - 450mm cones.
 Single/Dual carriageway 50mph or more - 750mm cones.

Notes:
 1) At night, warning lights to BS EN 12352:2006 should be provided in accordance with Table A1.3 (Appendix 1).
 2) Detail D applies only to relaxation cases.

Sign Schedule	
	ID: 001 Item: Qty: 8 Ref: 645 End panel Size: 431 x 281 @ 75 X-Hgt
	ID: 002 Item: Qty: 4 Ref: 13.9 Schedule 13-9 : Temporary Information Size: 1310 x 575 @ 100 X-Hgt
	ID: 003 Item: Qty: 8 Ref: 13.9 Schedule 13-9 : Temporary Information Size: 1310 x 575 @ 100 X-Hgt
	ID: 004 Item: Qty: 16 Ref: 7202.1 Temporary lane availability Size: 1350 x 1125 @ 250 Arrow / 125 X-Hgt
	ID: 005 Item: Qty: 2 Ref: 573 Direction to hazard right Size: 600 x 400 @ 100 X-Hgt
	ID: 006 Item: Qty: 18 Ref: 7001 Road works ahead Size: 750 High
	ID: 007 Item: Qty: 1 Ref: 7105 Lane closure barrier Size: 1250 x 300
	ID: 008 Item: Qty: 2 Ref: 610 Keep left Size: 750 Dia