

COVID-19 cases week ending 6 November

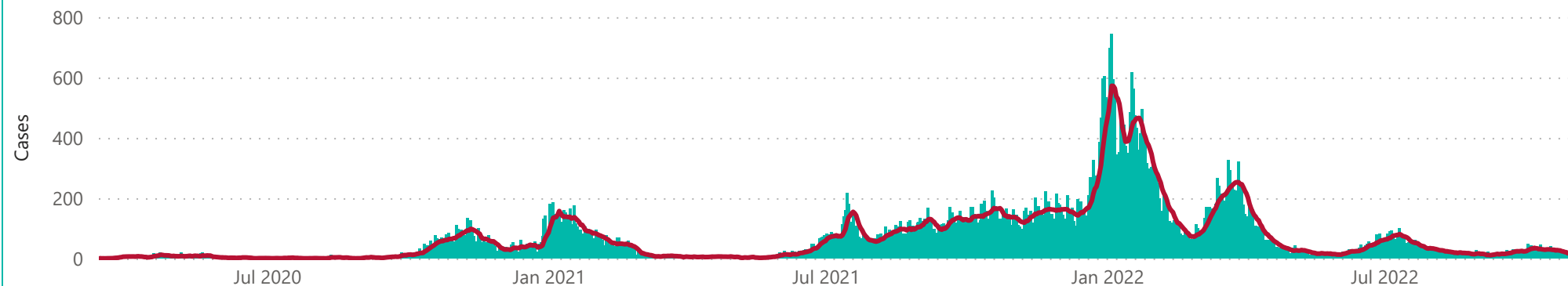


Telford & Wrekin
Co-operative Council

Protect, care and invest
to create a better borough

Telford and Wrekin COVID-19 cases

● Daily Cases ● 7 day average



Positive cases as at 6 Nov

68,557

Total cases

74

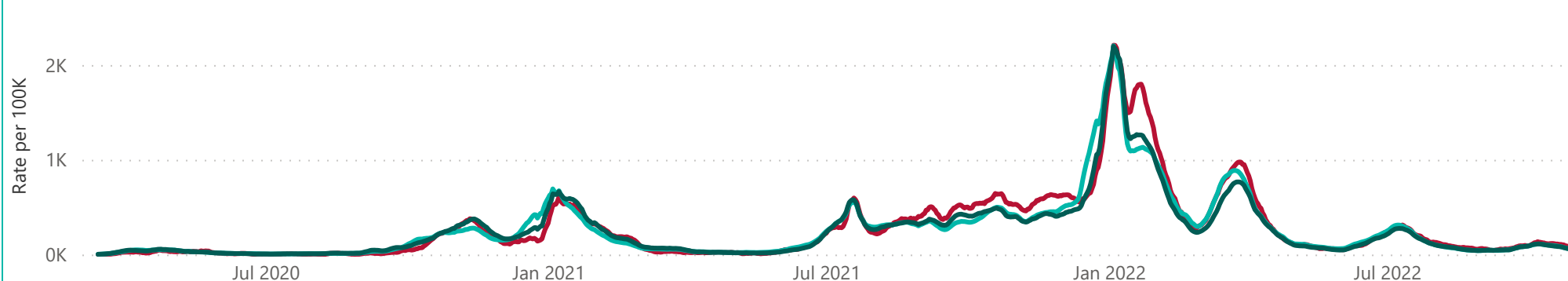
Cases in last 7 days

10.6

Daily average in last 7 days

COVID-19 cases - 7 day rate per 100K population

● Telford & Wrekin ● England ● West Mids



7 day rate as at 6 Nov

40.8

Telford & Wrekin

38.7

West Mids

40.9

England

Source:

[GOV.UK Coronavirus \(COVID-19\) in the UK](https://www.gov.uk/coronavirus)

Data correct as at 10 November

Telford and Wrekin COVID-19 Dashboard

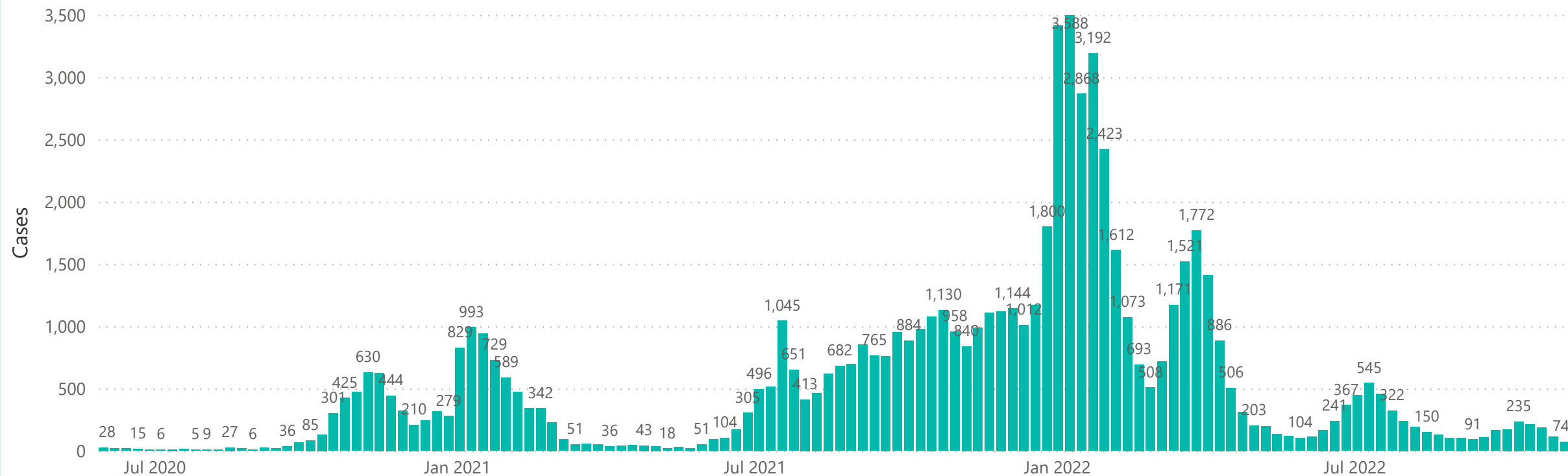
Produced by the Insight Team insight.team@telford.gov.uk

Disclaimer:

Telford & Wrekin Council, while believing the information in this publication to be correct, does not guarantee its accuracy nor does the Council accept any liability for any direct or indirect loss or damage or other consequences, however arising, from the use of such information supplied. For our full Terms and Disclaimer, please see <http://www.telford.gov.uk/terms>

COVID-19 total weekly cases

Telford and Wrekin total weekly COVID-19 cases



About this data:

This chart shows the number of positive cases from the end of May 2020 following the introduction of more widespread testing. Prior to this date most testing was carried out in Hospital and Care Home settings.

[Disclaimer](#)

Source:

[GOV.UK Coronavirus \(COVID-19\) in the UK](#) Data correct as at 10 November