

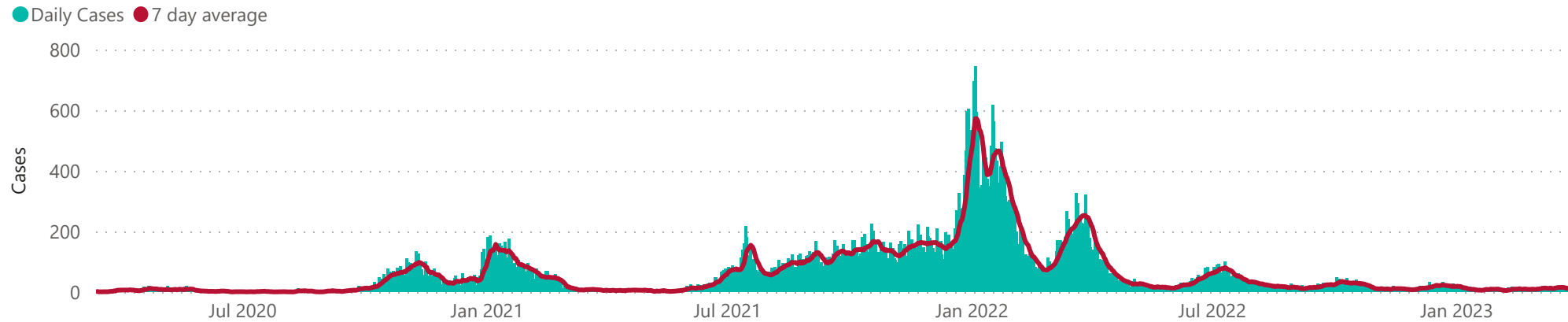
COVID-19 cases week ending 02 April 2023



Telford & Wrekin
Co-operative Council

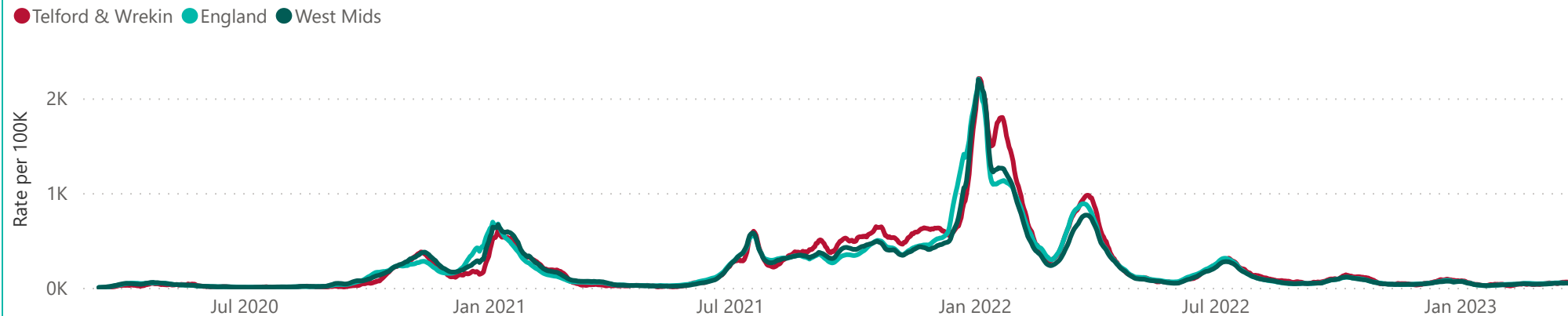
Protect, care and invest
to create a better borough

Telford and Wrekin COVID-19 cases



Positive cases as at 02 Apr
70,344
Total cases
78
Cases in last 7 days
11.1
Daily average in last 7 days

COVID-19 cases - 7 day rate per 100K population



7 day rate as at 02 Apr
43.0
Telford & Wrekin
34.3
West Mids
36.1
England

Source:
[GOV.UK Coronavirus \(COVID-19\) in the UK](https://www.gov.uk/coronavirus)

Data correct as at 06 April

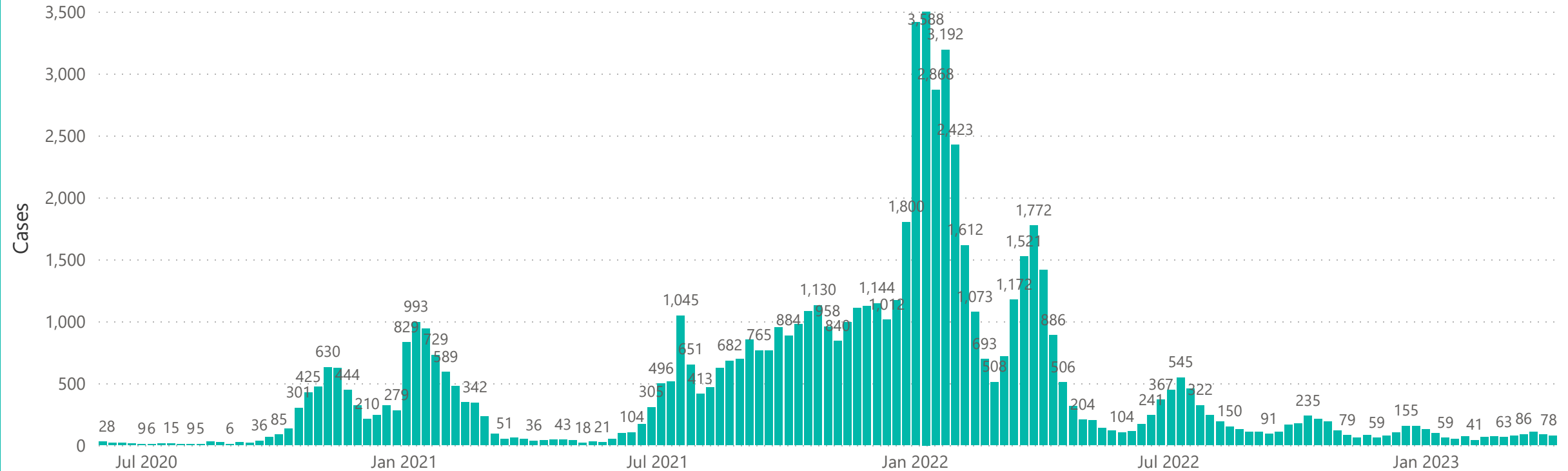
Telford and Wrekin COVID-19 Dashboard
Produced by the Insight Team insight.team@telford.gov.uk

Disclaimer:

Telford & Wrekin Council, while believing the information in this publication to be correct, does not guarantee its accuracy nor does the Council accept any liability for any direct or indirect loss or damage or other consequences, however arising, from the use of such information supplied. For our full Terms and Disclaimer, please see <http://www.telford.gov.uk/terms>

COVID-19 total weekly cases

Telford and Wrekin total weekly COVID-19 cases



About this data:

This chart shows the number of positive cases from the end of May 2020 following the introduction of more widespread testing. Prior to this date most testing was carried out in Hospital and Care Home settings.

[Disclaimer](#)

Source:

[GOV.UK Coronavirus \(COVID-19\) in the UK](#) Data correct as at 06 April