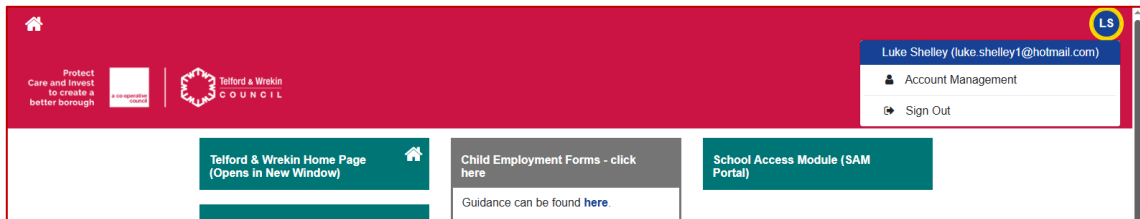


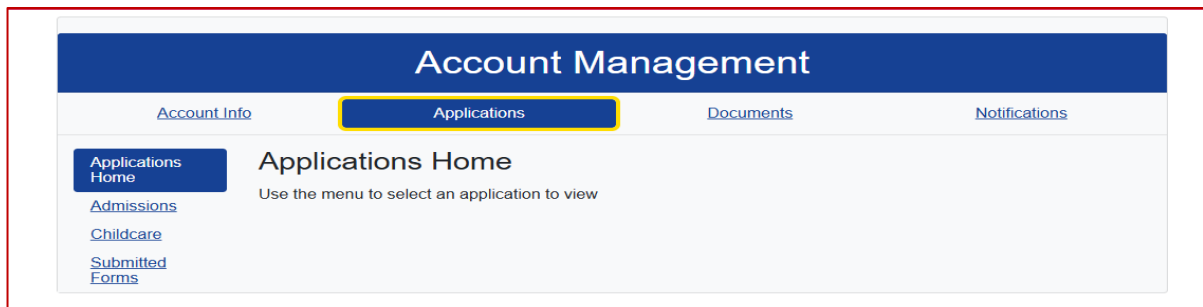
Telford & Wrekin Council - Quick guide to viewing an application outcome on the parent portal

How to View an Application Outcome on the Parent Portal

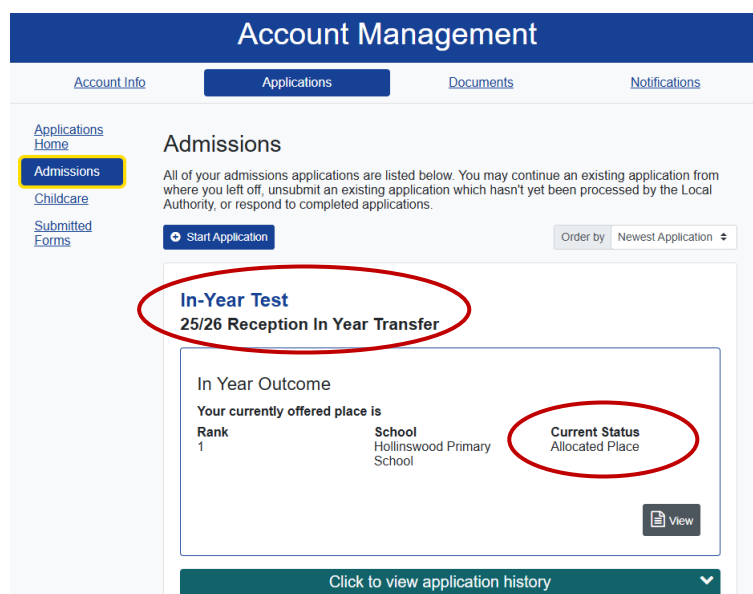
- This guide provides instructions for parents and carers on how to view the 'Outcome' after applying for a school place using the Telford & Wrekin Council Parent Portal.
- To view the application outcome, you must sign into your account you used when submitting the application to Telford & Wrekin Admissions team. Go to the [Parent Portal](#)
- Two options will appear as shown below – select **ACCOUNT MANAGEMENT**.



- You will be taken to this screen below. There is a tab across the top saying - **APPLICATIONS** – click on this.



- On the left-hand side is a blue underlined button saying **ADMISSIONS** – click on this.
- You will now be taken to the screen below that shows the **Current Status** - application '**Outcome**' for current school applications, see below:



- You will also receive an email to the accounts email address containing a link to the school outcome letter, please note they sometimes filter through to the junk/spam folders.
- Details of next steps are listed within the school outcome letter.

Contact Information

Email: admissions@telford.gov.uk

The School Admissions Team is available via email, and we will respond as quickly as possible. When contacting us, please include the following details to help us to assist you efficiently:

- Your full contact information
- Your child's name
- Date of birth
- Current year group
- Your application reference number (if available)

More information: www.telford.gov.uk/admissions