



Operator	Tarmac Trading Limited,
Installation Address	Telford Halesfield Readymix Halesfield 23 Halesfield Telford Shropshire TF7 4NY
Grid Reference	SJ 71397 05682
Registered Office	Tarmac Trading Limited, Portland House, Bickenhill Lane, Solihull, West Midlands, B37 7BQ.
Company Number	453791

Tarmac Trading Limited, is hereby permitted by Telford & Wrekin Council to carry on a mineral activity under Section 3.1, Part B(b), of Schedule 1 Part 2 of the Environmental Permitting (England & Wales) Regulations 2016 as amended), and other activities as listed and described below within the installation boundary marked red on the attached site plan referenced **Appendix 1** and in accordance with the following conditions.

Permit Reference: **Tarmac Trading Limited 03/00015/PPCB**

Provenance	Relevant Dates
Date Application Made (Deemed application)	1 st April 2003
Date 'Duly Made'	14 th April 2003
Date Permit First Issued	12 th March 2004
Date of Variations	17 th January 2011
Date of Variations	11 th December 2012
Date of Variations	6 th September 2013
Date of Variations	6 th July 2015
Date of Variations	22 nd May 2017
Date of Latest Variation	22 nd May 2017

This permit consists of 14 numbered pages



Description of the Installation

The activity that is the subject of this permit is the batch mixing of cementitious substances, sand, aggregates and additives with water. The proportions of these components are varied to produce concrete of a type specified by a customer who requires the mixture to be delivered and poured at a location distant from the address of the activity.

Various cementitious materials including Ordinary Portland Cement, blended cements, blast furnace slag, Pulverised fuel ash (PFA), anhydrite binder and limestone filler are delivered to the site by road tankers. These materials are transferred through a closed system of heavy duty hoses and pipes into storage silos using compressed air as a carrier medium. Silos are vented to allow air to escape through filters intended to prevent the emission of fine dust.

Compressed air used in the unloading of cementitious powders is provided by a road tanker mounted compressor at a pressure controlled by the tanker driver. The compressed air acts to:

- ◆ push powder out the tanker
- ◆ fluidise the powder
- ◆ convey the fluidised flow through connecting pipe work to the silo.

The silos are fitted with automatic protection systems protecting these vessels from over-filling or over pressurisation.

The cementitious materials remain in the silos until they are delivered by pipe into a weigh hopper and then into the drum of a truck mixer.

Aggregates and sand are delivered by covered lorry and stored in bays until required. Conveyors then transfer a specified quantity of material onwards to weigh hopper and then to the drum of a truck mixer.

The batch is assembled within the drum of a truck mixer while it is standing within an enclosure where a spray of water is used to suppress dust. Mixing of the batch is accomplished by a tumbling action while the load is being taken to the site where it will be poured

On return to the site the truck mixers are washed with water from a hose with paying particular attention paid to removal of internal residues of concrete remaining in the drum. The waste water is drained to a settlement tank where it is clarified and recycled within the installation.

The installation is located on Halesfield industrial estate, with predominantly industrial and commercial land uses surrounding the site. However, a children's nursery is located adjacent to the site, which informs the inherent risk assessment process.

Appendix 2 of this permit shows the layout of major plant within the installation

Table A – Raw material usage

The following table lists the nominal quantities of raw materials used on an annual basis within the permitted installation.

Raw Material	Quantity (tonnes/ annum)	Storage Type	Abatement
Fine aggregate including CRF	24 000 (total)	Bay 1	Partial enclosure
Fine Aggregate		Bay 3	Partial enclosure
Coarse Aggregate	36000 (total)	Bay 2	Partial enclosure
		Bay 4	Partial enclosure
Concrete drying day	250	Bay 5	Partial enclosure
Cementitious powder	12 000 (total)	Silo 1	Reverse jet filters
		Silo 4	Reverse jet filters
Anhydrite Powder	1050	Silo 2	Reverse jet filters
Limestone Filler	700	Silo 3	Reverse jet filters

Any significant increase in the amount of the material listed above that in the opinion of the regulator results in detrimental consequences for the environment will require the operator to apply for a variation to the Permit

The Permitted Activity – The batching of ready-mixed concrete.

For the avoidance of doubt, section 3.1, Part B(b), of Schedule 1 Part 2 the Environmental Permitting (England & Wales) Regulations 2016 (as amended) lists the batching of ready-mixed concrete. The activity of batching of ready mixed concrete includes:

Blending cement in bulk or using cement in bulk other than at a construction site, including the bagging of cement and cement mixtures, the batching of ready-mixed concrete and the manufacture of concrete blocks and other cement products. This includes:



- The storage of sand, aggregate, CRF, cement and other cementitious materials.
- Transportation and unloading of any of these materials
- Mixing and batching of these materials
- Storage and disposal of any waste arising from the activity
- All plant, machinery, or other equipment intended to prevent the emission of air pollutants to the environment.
- The regulated installation that is carried on within the boundary marked on **Appendix 2**.

List of machinery within the Installation

The following Table B contains a list of all machinery used within the installation along with the identified emission points to atmosphere:

Table B – Plant & Machinery used within the installation

Plant or Equipment used	Activity / Element	Pollutants	Abatement	Emission Points
Cementitious Powders Silo 1	1	Dust/particulates	Reverse jet filter	Fugitive
Cementitious powders Silo 2	1	Dust/particulates	Reverse jet filter	Fugitive
Limestone Filler Silo 3	1	Dust/particulates	Reverse jet filter	Fugitive
Anhydrite Powder Silo 4	1	Dust/particulates	Reverse jet filter	Fugitive
Conveyor	1	Dust/particulates	Wind boards	Fugitive
Ground hopper	1	Dust/particulates	Partial Enclosure	Fugitive
Loading Enclosure	1	Dust/particulates	Enclosure & water spray	Fugitive
Site settlement system	1	Dust/particulates	Partial Enclosure	Fugitive
Aggregate Bay 1	1	Dust/particulates	Partial enclosure	Fugitive
Aggregate Bay 2	1	Dust/particulates	Partial enclosure	Fugitive
Aggregate Bay 3	1	Dust/particulates	Partial enclosure	Fugitive
Aggregate Bay 4	1	Dust/particulates	Partial enclosure	Fugitive
Aggregate Bay 5	1	Dust/particulates	Partial enclosure	Fugitive
Waste Bay 6	1	Dust/particulates	Partial enclosure	Fugitive



Conditions

Emissions and monitoring

1. No visible particulate matter shall be emitted beyond the installation boundary.
2. The emission requirements and methods and frequency of monitoring set out in **Table 1** shall be complied with. Sampling shall be representative.

Any monitoring display required for compliance with the permit shall be visible to operating staff at all times. Corrective action shall be taken immediately if any periodic monitoring result exceeds a limit in Table 1, or if there is a malfunction or breakdown of any equipment which might increase emissions. Monitoring shall be undertaken or repeated as soon as possible thereafter and a brief record shall be kept of the main actions taken.

Where continuous monitors are fitted to show compliance with a numerical limit in Table 1: All continuous monitors fitted to show compliance with the permit shall be fitted with a [visible] [audible] alarm warning of arrestment failure or malfunction. They shall [activate when emissions reach [75%] of the relevant emission limit in Table 1 and] record automatically each activation. *Alarms shall be tested at least once a week.*

3. All plant and equipment capable of causing, or preventing, emissions and all monitoring devices shall be calibrated and maintained in accordance with the manufacturer's instructions.

Records shall be kept of such maintenance.



Table 1

Table 1 - Emission limits, monitoring and related provisions					
Row	Substance	Source	Emission limits/provisions	Type of monitoring	Monitoring frequency
1	Particulate matter	Whole Process	No visible airborne emission to cross the site boundary where harm or nuisance may be caused	Operator observations	At least daily
		Silo inlets and outlets (for silos new since 1st July 2004)	Designed to emit less than 10mg/m ³	Operator observations	At time of delivery
		Silo inlets and outlets	No visible emission		
		Arrestment equipment, or any point where dust contaminated air is extracted from the process to atmosphere, with exhaust flow >300m ³ /min. (other than silo arrestment plant)	50mg/m ³	Recorded indicative monitoring	Continuous
				*Isokinetic sampling	At least once to demonstrate compliance, then as necessary to provide a reference for the continuous indicative monitor.
		Arrestment equipment, or any point where dust contaminated air is extracted from the process to atmosphere, with exhaust flow >100m ³ /min. (other than silo arrestment plant)	No visible emission Arrestment equipment should be provided with a design guarantee that the equipment can meet 50mg/m ³	Indicative monitoring to demonstrate that the arrestment equipment is functioning correctly	Continuous
Arrestment equipment, or any point where dust contaminated air is extracted from the process to atmosphere, with exhaust flow <100m ³ /min. (other than silo arrestment plant)	No visible emission	Operator observation Or Indicative monitoring	At least daily Or Continuous		
2	Droplets, persistent mist and fume	All emissions to air (except steam and condensed water vapour)	No droplets, no persistent mist, no persistent fume.	Visual observations	*On start-up and on at least two more occasions during the working day*
Only emissions to atmosphere are required to comply with the emission limits within this table.					
Notes:					
All periodic monitoring results shall be checked by the operator on receipt and sent to the Council within 8 weeks of the monitoring being undertaken.					
a) The reference conditions for limits in Table 1 are: 273.1K, 101.3kPa, without correction for water vapour content, unless stated otherwise.					
b) All periodic monitoring shall be representative, and shall use standard methods.					
c) The emission limits do not apply during start-up and shut down. All emissions shall be kept to a minimum during these periods.					



Silos where used

4. Bulk cement shall only be stored within the bulk cement silos.
5. Dust emissions from loading or unloading road tankers shall be minimised by back venting to a delivery tanker fitted with an on-board, truck mounted relief valve and filtration system and by connecting transfer lines first to the delivery inlet point and then to the tanker discharge point, and by ensuring delivery is at a rate which does not pressurise the silo.
6. Silos and bulk containers of dusty materials shall not be overfilled and there shall be an overfilling alarm.
7. When loading silos which were new after Jun 2004, deliveries must automatically stop where overfilling or over-pressurisation is identified.
8. Displaced air from pneumatic transfer shall pass through abatement plant prior to emission to air.

Aggregates delivery and storage

9. Dusty materials (including dusty wastes) shall only be stored in the aggregate storage bays marked on the Site layout plan **Appendix 2** and shall be subject to suppression and management techniques to minimise dust emissions.

Belt conveying

10. All dusty materials, including wastes, shall be conveyed using aggregate conveyor, level of enclosure and enclosure type]. It shall be enclosed within wind boards and fitted with a cleaning device at the head drum that recycles cleanings to the aggregate bay.

Loading, unloading and transport

11. No potentially dusty materials (including wastes) or finished products shall arrive on or leave the site other than by use of road tankers equipped with a truck mounted relief valve and filtration system.

Roadways and transportation

12. All areas where there is regular movement of vehicles shall have a consolidated surface capable of being cleaned, and these surfaces shall be kept clean and in good repair. Quarry haul roads are excluded from this provision.
13. Vehicles shall not track material from the site onto the highway.



Techniques to control fugitive emissions

14. The fabric of process buildings shall be maintained dust tight and doors shall be kept closed when not in use

Records and training

15. Written or computer records of all tests and monitoring shall be kept by the operator for at least 12 months and a copy of all manufacturers' instructions referred to in this permit] shall be made available for examination by the Council. *Records shall be kept of operator inspections, including those for visible emissions.*
16. Staff at all levels shall receive the necessary training and instruction to enable them to comply with the conditions of this permit. Records shall be kept of relevant training undertaken.

The following two conditions are not needed for PPC permits which transferred automatically into the environmental permitting regime by virtue of regulation 69(6) of the 2007 Regulations and regulation 108(4) of the 2010 Regulations. Where permits are issued on or after 6 April 2008 the next two conditions will not automatically apply and need specific inclusion in the permit where required.

Best available techniques

17. The best available techniques shall be used to prevent or, where that is not practicable, reduce emissions from the installation in relation to any aspect of the operation of the installation which is not regulated by any other condition of this permit.
18. If the operator proposes to make a change in operation of the installation, he must, at least 14 days before making the change, notify the regulator in writing. The notification must contain a description of the proposed change in operation. It is not necessary to make such a notification if an application to vary this permit has been made and the application contains a description of the proposed change. In this condition „change in operation“ means a change in the nature or functioning, or an extension, of the installation, which may have consequences for the environment.

Cleaning

19. Implement the cleaning schedule in **Appendix 3: Cleaning Schedule (as provided by Lafarge SPV Limited by email dated the 5th December 2012 @ 10:41am)**



In relation to this Permit any reference the local Authority or the Regulator shall mean the Borough of Telford and Wrekin. Any information required by this permit to be sent to the Local Authority shall be sent to:

**Public Protection
Public Protection (Environmental Health, Licensing & Trading Standards)
Commercial Team
Customer & Neighbourhood Services
Addenbrooke House
Ironmasters Way
Telford
TF3 4NT**

Signed _____

Dated: 19th May 2017



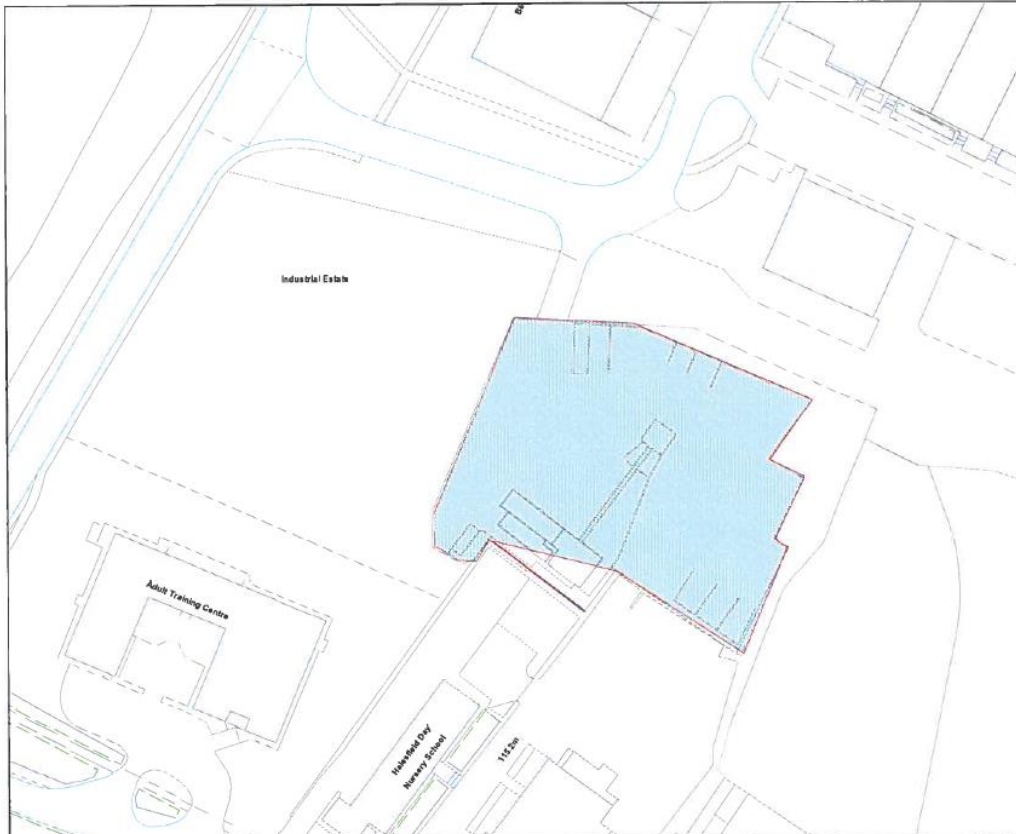
**Warren Dews
Environmental Health Officer
Officer authorised for that purpose**



Appendix 1: Location Plan and installation Boundary (Highlighted in red)

Tarmac Trading Limited

03/00015/PPCB



Reproduced from the Ordnance Survey map with the permission of the Controller of Her Majesty's Stationery Office © Crown Copyright 2000.

Unauthorised reproduction infringes Crown Copyright and may lead to prosecution or civil proceedings.

Organisation	Telford & Wrekin Council
Department	Public Protection
Comments	Halesfield 23, Telford, Shropshire, TF7 4NY
Date	06 September 2013
SLA Number	Hope Cement Limited

Produced using ESRI (UK)'s MapExplorer 2.0 - <http://www.esriuk.com>

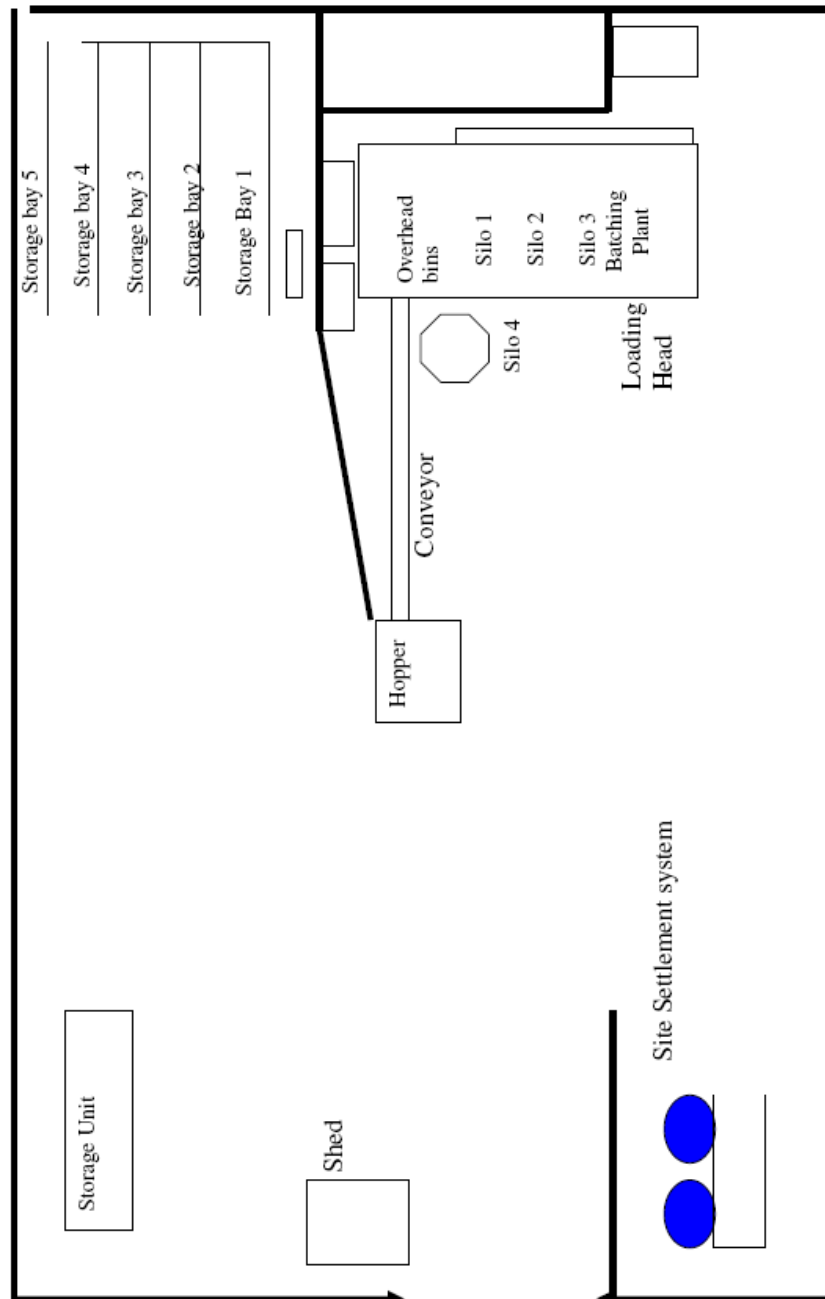
03/00015/PPCB 19/05/2017



Appendix 2: Site Layout Plan: as provided by email from Lafarge SPV Limited on Tue 20/11/2012 12:06



Telford site plan





Appendix 3: Cleaning Schedule (as provided by Lafarge SPV Limited by email dated the 5th December 2012 @ 10:41am)

Telford Cleaning Schedule

Stock Bays

- All materials must be stored within the stock bay walls. Any material exceeding the confines of the bay must be pushed up with the loading shovel so that it is contained within the bay.
- No materials should exceed the height of the stock bay walls.

Ground Hopper

- Tipper drivers to clear up any spillage from their wagons when tipping into the ground hopper. Plant supervisor to monitor and enforce.
- Use loading shovel to remove any large aggregate spillages and hand shovel provided to clear up minor spillages

Conveyors

- Any aggregate material falling off the conveyor belt should be swept up or hosed daily and put back into stock.

Yard and loading head

- Ensure the yard is kept clear of spillages on a daily basis. Use of a hose, the loading shovel and broom to clear up
- Any cementitious spillages in the yard must be dealt with and cleaned up immediately. Please follow the emergency procedures located in the wall in the batch cabin.

Under the plant

- Ensure enclosed area under the plant is kept clear of spillages on a daily basis. Use of a hose and broom to clear up
- Any cementitious spillages in the must be dealt with and cleaned up immediately. Please follow the emergency procedures located in the wall in the batch cabin.

Silo's

- Monitor daily and prior/during deliveries for spillages and emissions.
- Please follow the emergency procedures located in the wall in the batch cabin.

This schedule is in addition the Weekly/Monthly checklist.

Please refer to the relevant Risk Assessments regarding; Use of the loading a shovel, use of a broom and use of the high pressure hose for cleaning.

SPM: Dominic Sidoli: December 2012

Tarmac Trading Limited 03/00015/PPCB 27/04/2015



Glossary of Terms/Definitions:

Authorised officer	means an officer authorised to carry out duties under the Pollution Prevention Control Act 1999 and subordinate regulations.
Batching.	The activity of proportioning cementitious material, sand, aggregates, water and additives to form a batch of concrete to be taken off site to be poured
Cementitious	Of or containing ordinary portland cement, of or containing PFA or product used for a similar purpose.
Dust	means 'material less than 3mm in aerodynamic diameter.
Installation	Any reference to an installation shall be taken to include "mobile plant" unless otherwise stated.
Logbook	shall include any means of storage of the required information as agreed by the regulator.
Operator	The person who has control over the operation of the installation, including any mobile plant. The operator must demonstrably have the authority and ability to ensure compliance with the permit.
Permit	is a document issued by a local authority to an operator to operate a process prescribed under The Environmental Permitting (England & Wales) Regulations 2010.
Regulator	means the Borough of Telford & Wrekin. The unit of this Council having responsibility for pollution control regulation is the Environment Team of the Public Protection Service
Settlement System	means the system for recycling water and removing solids from waste water prior to re-use within the installation.
EPR	Environmental Permitting Regulations, the new pollution control regime replacing that under PPC.



Regulator	Means the Environment Team of Telford & Wrekin Council. When contacting the regulator. It is not sufficient to contact any other part of the Council other than the Environment Team at the address specified in the additional notes or at the telephone numbers provided.
Indicative Monitoring	Monitoring which measures the performance of the abatement plant, rather than the quantity of dust etc emitted. In the case of bag filtration, this is normally achieved by alarming the pressure drop across the abatement plant, so that an alarm is set off should a bag / sleeve split.
Ringelmann Chart	A chart set by British Standard B.S.2742:1969 which divides smoke into 4 shades by colour. Shades 2 to 3 are dark and 4 is black.



ADDITIONAL NOTES

These notes do not comprise part of the permit, but contain guidance relevant to it.

Inspections

Regular inspections will be made by officers of Telford & Wrekin Council (without prior notice), in order to check and ensure full compliance with this permit.

BAT (Best Available Techniques)

Article 2(11) of the IPPC Directive defines “best available techniques” as follows:

“the most effective and advanced stage in the development of activities and their methods of operation which indicates the practical suitability of particular techniques for providing in principle the basis for emission limit values designed to prevent, and where that is not practicable, generally to reduce emissions and the impact on the environment as a whole”.

- “techniques” shall include both the technology used and the way in which the installation is designed, built, maintained, operated and decommissioned,
- “available” techniques shall mean those developed on a scale which allows implementation in the relevant industrial sector , under economically and technically viable conditions, taking into consideration the costs and advantages, whether or not the techniques are used or produced inside the Member State in question, as long as they are reasonably accessible to the operator,
- “best” shall mean most effective in achieving a high general level of protection if the environment as a whole.

In determining the best available techniques, special consideration should be given to the items listed in Annex IV of the Directive.

General BATNEEC condition is regarded as covering, among any other matters, the provision of sufficient training and practical instruction for service station operation staff; in order to enable them to carry out their duties in respect of using (or supervising the use of) and maintaining vapour collection controls, and the actions to be taken in the event of leak of vapour.



Health and Safety at Work and Other Statutory Requirements

Compliance with this permit does not necessarily infer compliance with any other legislation.

Other Statutory requirements

This permit, in that it regulated only air pollution matters, does not absolve you of the responsibility of any other statutory requirement, such as any need to obtain planning permission, hazardous substances consent or Building Regulations approval from the Council. Discharge consents from the local sewerage undertaker or a waste disposal licence from the Environment Agency may still be required as will compliance with health and safety legislation.

Notification of Operation Changes

The operator may be liable to prosecution if they operate otherwise than in accordance with the conditions and plant described in this permit.

The operator should contact the regulator to discuss any proposed changes.

Enforcement

The operator will be liable to enforcement action where: -

1. the operator fails to comply with or contravenes any permit condition;
2. a change is made to the installation operation without prior notification of the change to the regulator;
3. intentional false entries are made in any record required to be kept under the conditions of the permit;
4. a false or misleading statement is made.

Any enforcement action is taken in accordance with the regulator's enforcement policy.

<http://www.telford.gov.uk/NR/rdonlyres/240C3F4A-8E36-4C12-8311-E4E57A3DF8CC/26214/MicrosoftWordEnvironmentalHealthandWellbeingEnf orc.pdf>



Annual Subsistence Charge

A subsistence charge is payable on the 1st April each year. An invoice will be issued by the regulator providing further details of how to pay. The charges are based on a risk based system. Details of the risk assessment can be found at <http://www.defra.gov.uk/environment/ppc/localauth/fees-risk/risk.htm>

Appeal against Regulatory Action

The operator can appeal against regulatory action by the regulator to the Secretary of State for Environment, Food & Rural Affairs. Appeals must be sent to the Secretary of State on a form found at

http://www.planning-inspectorate.gov.uk/pins/environment/environment/environmental_appeals/environmental_permitting_appeal_form.pdf

Guidance on the appeal procedure can be found at

http://www.planning-inspectorate.gov.uk/pins/environment/environment/environmental_appeals/environmental_permitting_guidance_notes.pdf

There are time limits for making an appeal as follows:

- a) in relation to an appeal against a revocation notice, before the notice takes effect;
- b) in relation to the withdrawal of a duly-made application under paragraph 4(2) of Schedule 5, not later than 15 working days from the date of the notice served under that paragraph;
- c) in relation to a variation notification, a suspension notice, an enforcement notice or a landfill closure notice, not later than 2 months from the date of the notification or notice;
- d) in any other case not later than 6 months from the date of the decision or deemed decision.

Please note:

An appeal will not suspend the effect of the conditions appealed against; the conditions must still be complied with.

In determining an appeal against one or more conditions, the Act allows the Secretary of State in addition to quash any of the other conditions not subject to the appeal and to direct the local authority either to vary any of these other conditions or to add new conditions.



Contact Numbers for the Regulator

The Regulator is the Pollution Control Section of Telford & Wrekin Council. They can be contacted on 01952 381818. You may also contact them by email at any time. Environmental.health@telford.gov.uk

Correspondence Address

All correspondence to Telford & Wrekin Council relating to this information shall be addressed to:

Public Protection

Public Protection (Environmental Health, Licensing & Trading Standards)

Commercial Team

Customer & Neighbourhood Services

Addenbrooke House

Ironmasters Way

Telford

TF3 4NT